

Cellular Voice Coverage in Rural Maine

Appendices

Prepared by James W. Sewall Company for the State of Maine
Office of the Public Advocate

24 February 2015





Cellular Voice Coverage in Rural Maine

Appendices

Maine Office of the Public Advocate

Table of Contents

Appendix A. Additional Maps.....	A-1
Appendix B. Test Data	A-17



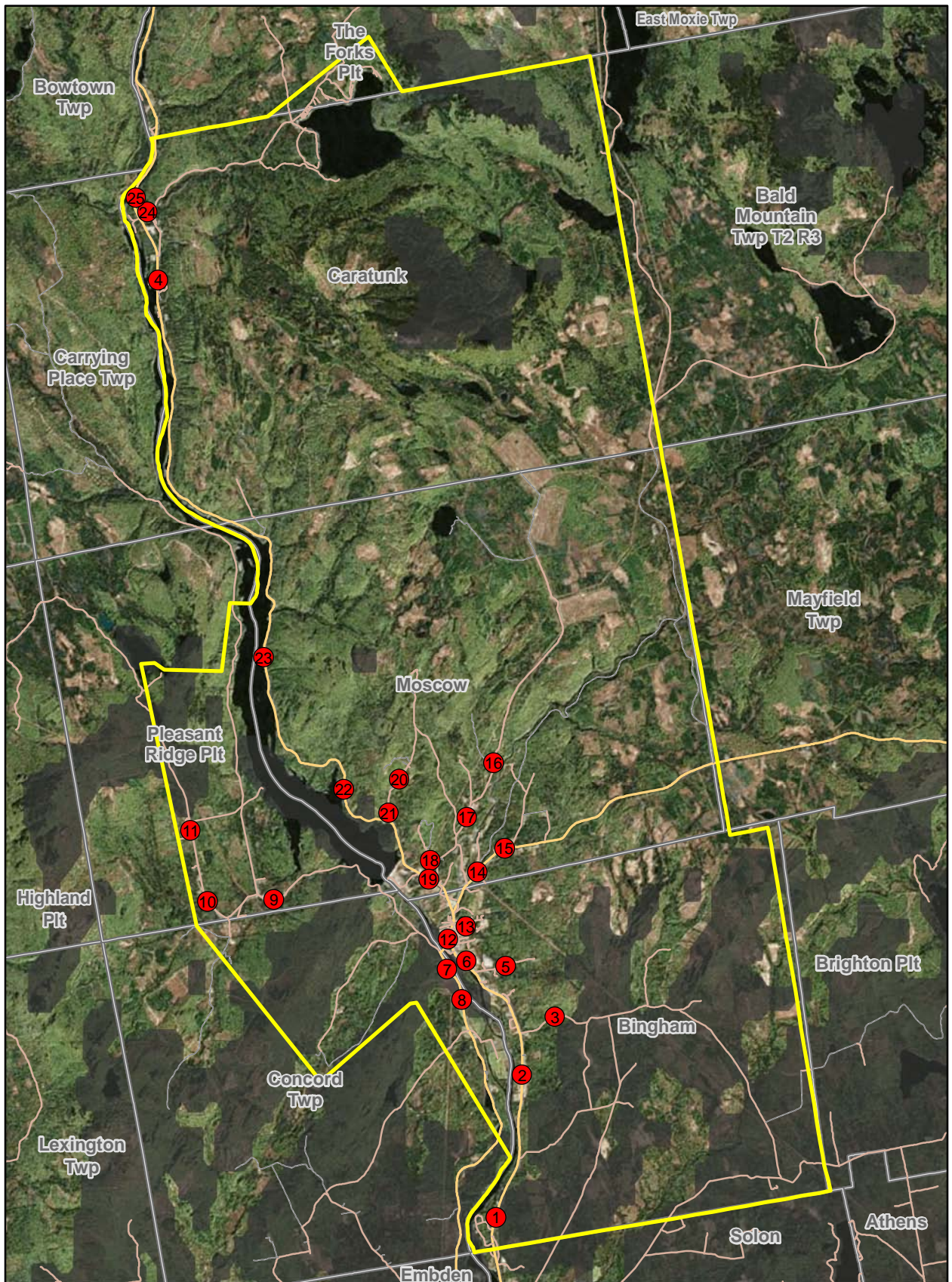
Appendix A. Additional Maps

Maps showing the call performance of each of the three carriers at sites within the five exchanges are provided in this appendix. They include:

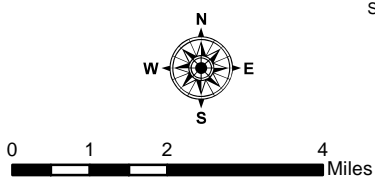
- Exchange Analysis: Bingham. AT&T (ZTE Compel)
- Exchange Analysis: Bingham. US Cellular (Motorola G)
- Exchange Analysis: Bingham. Verizon Wireless (Motorola X)
- Exchange Analysis: Greenville. AT&T (ZTE Compel)
- Exchange Analysis: Greenville. US Cellular (Motorola G)
- Exchange Analysis: Greenville. Verizon Wireless (Motorola X)
- Exchange Analysis: Jackman. AT&T (ZTE Compel)
- Exchange Analysis: Jackman. US Cellular (Motorola G)
- Exchange Analysis: Jackman. Verizon Wireless (Motorola X)
- Exchange Analysis: Rangeley. AT&T (ZTE Compel)
- Exchange Analysis: Rangeley. US Cellular (Motorola G)
- Exchange Analysis: Rangeley. Verizon Wireless (Motorola X)
- Exchange Analysis: Sedgwick. AT&T (ZTE Compel)
- Exchange Analysis: Sedgwick. US Cellular (Motorola G)
- Exchange Analysis: Sedgwick. Verizon Wireless (Motorola X)

Exchange Analysis: Bingham

AT&T (ZTE Compel)



Call Quality	Exchange Boundary
Clear Voice	AT&T 3G/4G Coverage
Minor Voice Cracking	Town Boundary
Poor Quality	Road Category
No Signal - No Call	Secondary
	Local
	Private

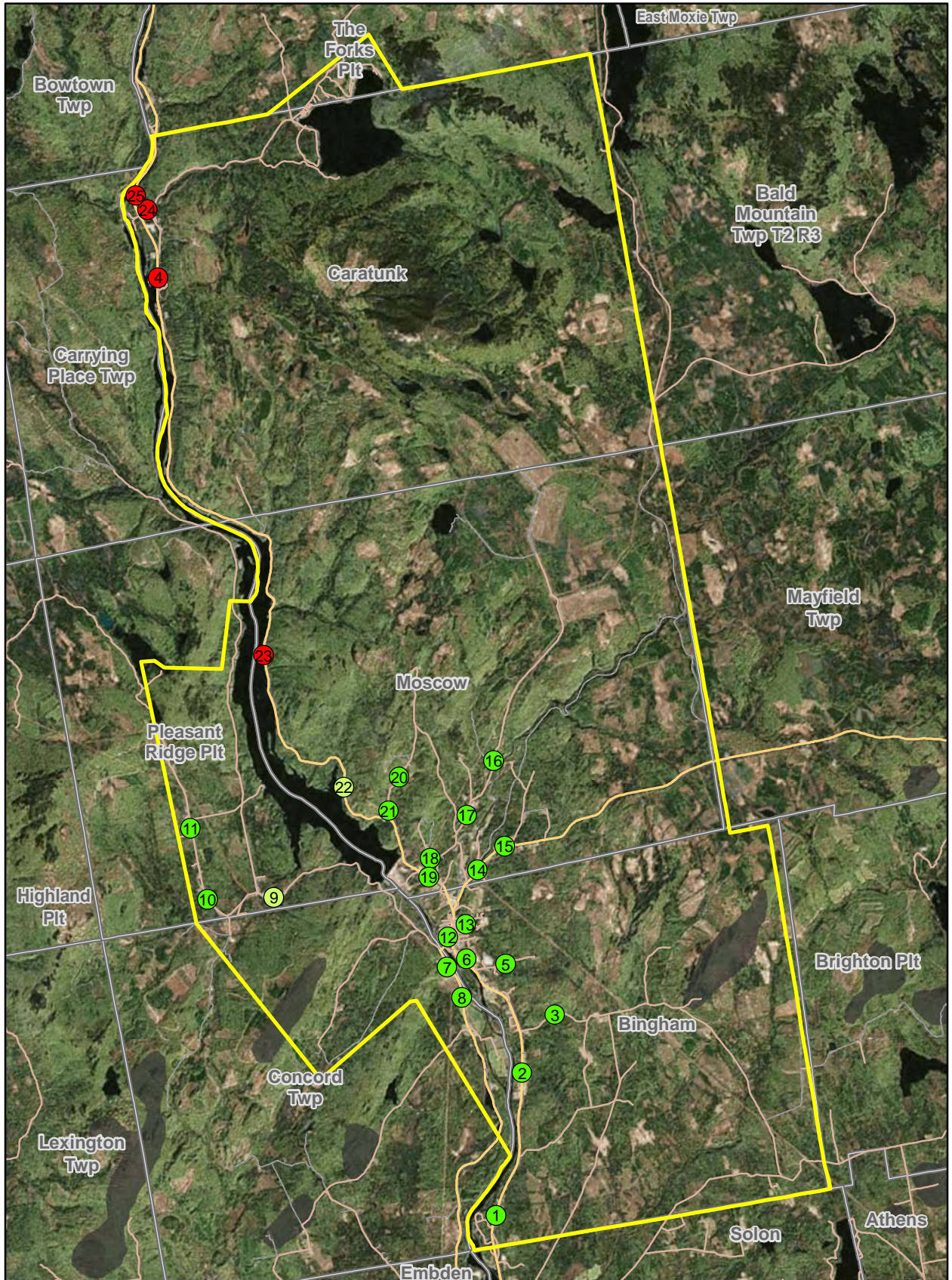


Sources: Test Points - Tilson Technologies
 Wireless broadband coverage - ConnectME Authority
 Basemap - Esri, DigitalGlobe, GeoEye, I-cubed, USDA, USGS, AEX, Getmapping, Aerogrid, IGN, IGP, swisstopo, and the GIS User Community

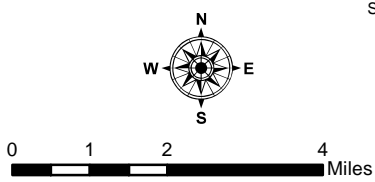


Exchange Analysis: Bingham

US Cellular (Motorola G)



Call Quality	Exchange Boundary
Clear Voice	US Cellular 3G/4G Coverage
Minor Voice Cracking	Town Boundary
Poor Quality	Road Category
No Signal - No Call	Secondary
	Local
	Private

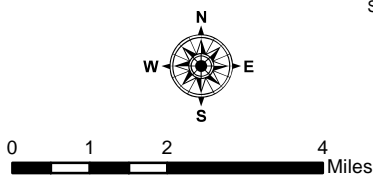
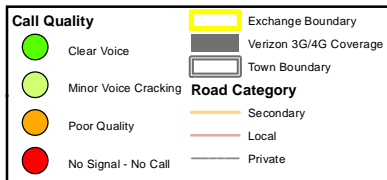
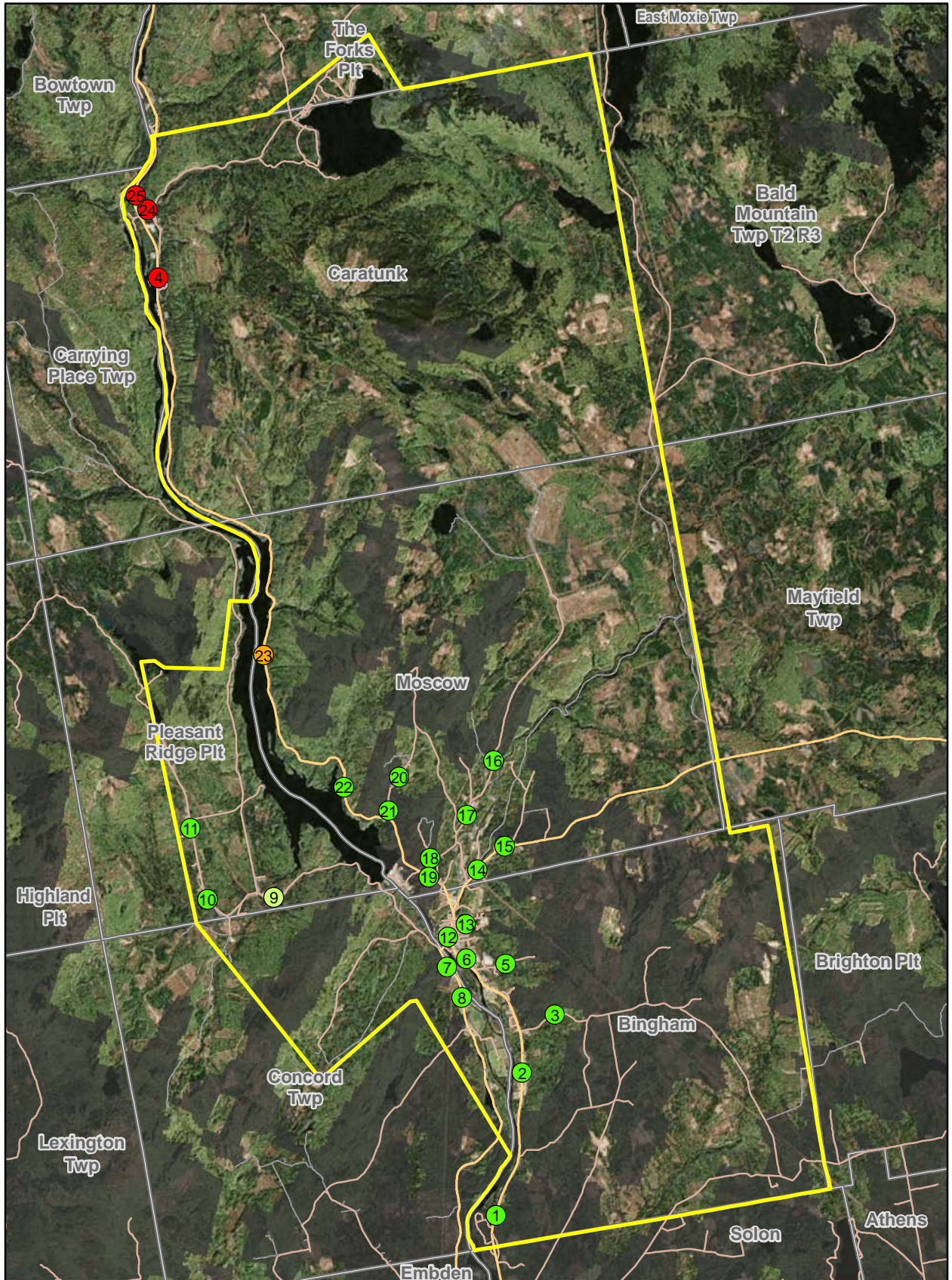


Sources: Test Points - Tilson Technologies
 Wireless broadband coverage - ConnectME Authority
 Basemap - Esri, DigitalGlobe, GeoEye, I-cubed, USDA, USGS, AEX, Getmapping, Aerogrid, IGN, IGP, swisstopo, and the GIS User Community



Exchange Analysis: Bingham

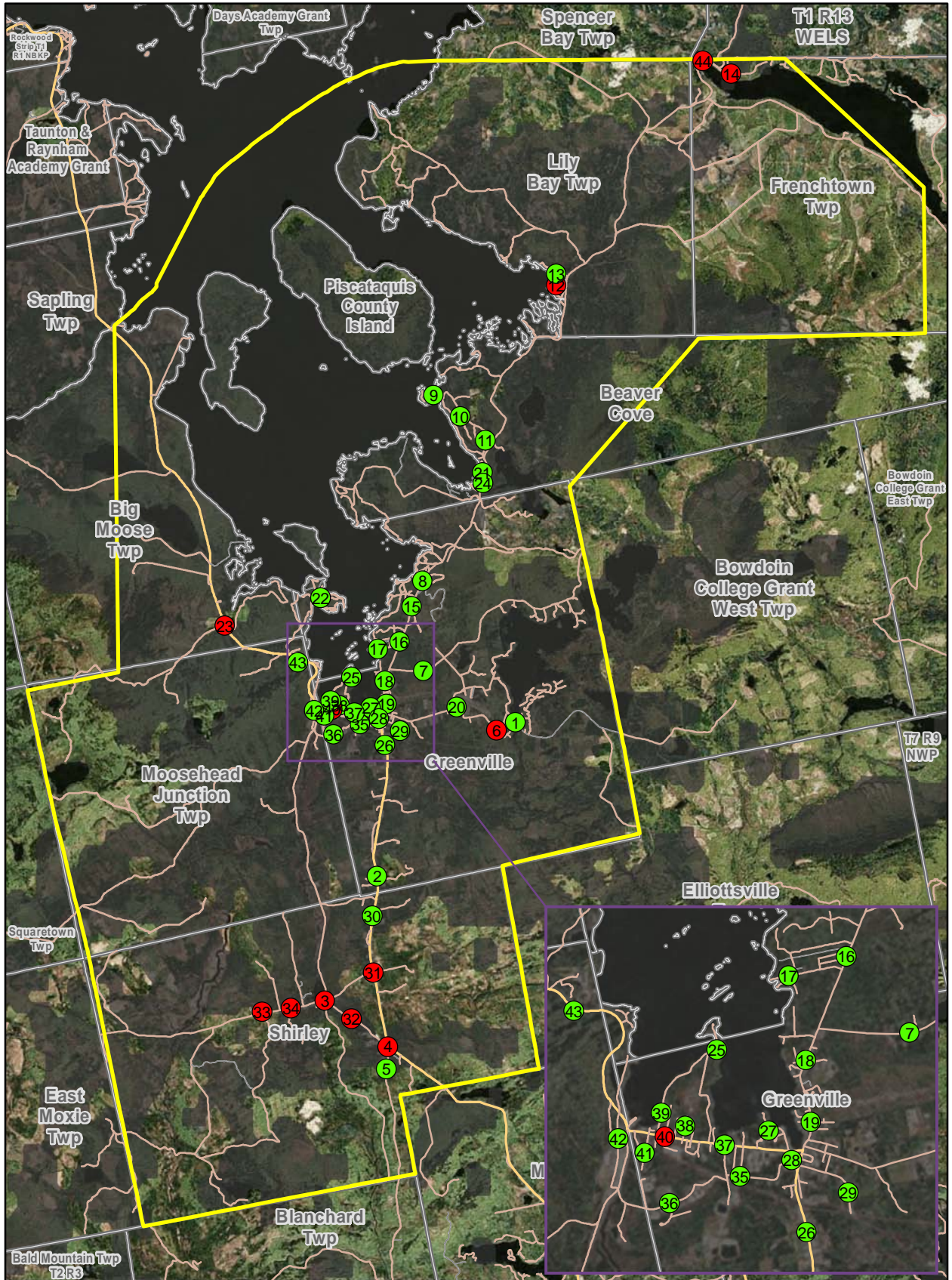
Verizon Wireless (Motorola X)




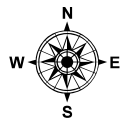
Sources: Test Points - Tilson Technologies
 Wireless broadband coverage - ConnectME Authority
 Basemap - Esri, DigitalGlobe, GeoEye, I-cubed, USDA,
 USGS, AEX, Getmapping, Aerogrid, IGN, IGP,
 swisstopo, and the GIS User Community

Exchange Analysis: Greenville

AT&T (ZTE Compel)



Call Quality	Exchange Boundary
Clear Voice	AT&T 3G/4G Coverage
Minor Voice Cracking	Town Boundary
Poor Quality	Road Category
No Signal - No Call	Secondary
	Local
	Private

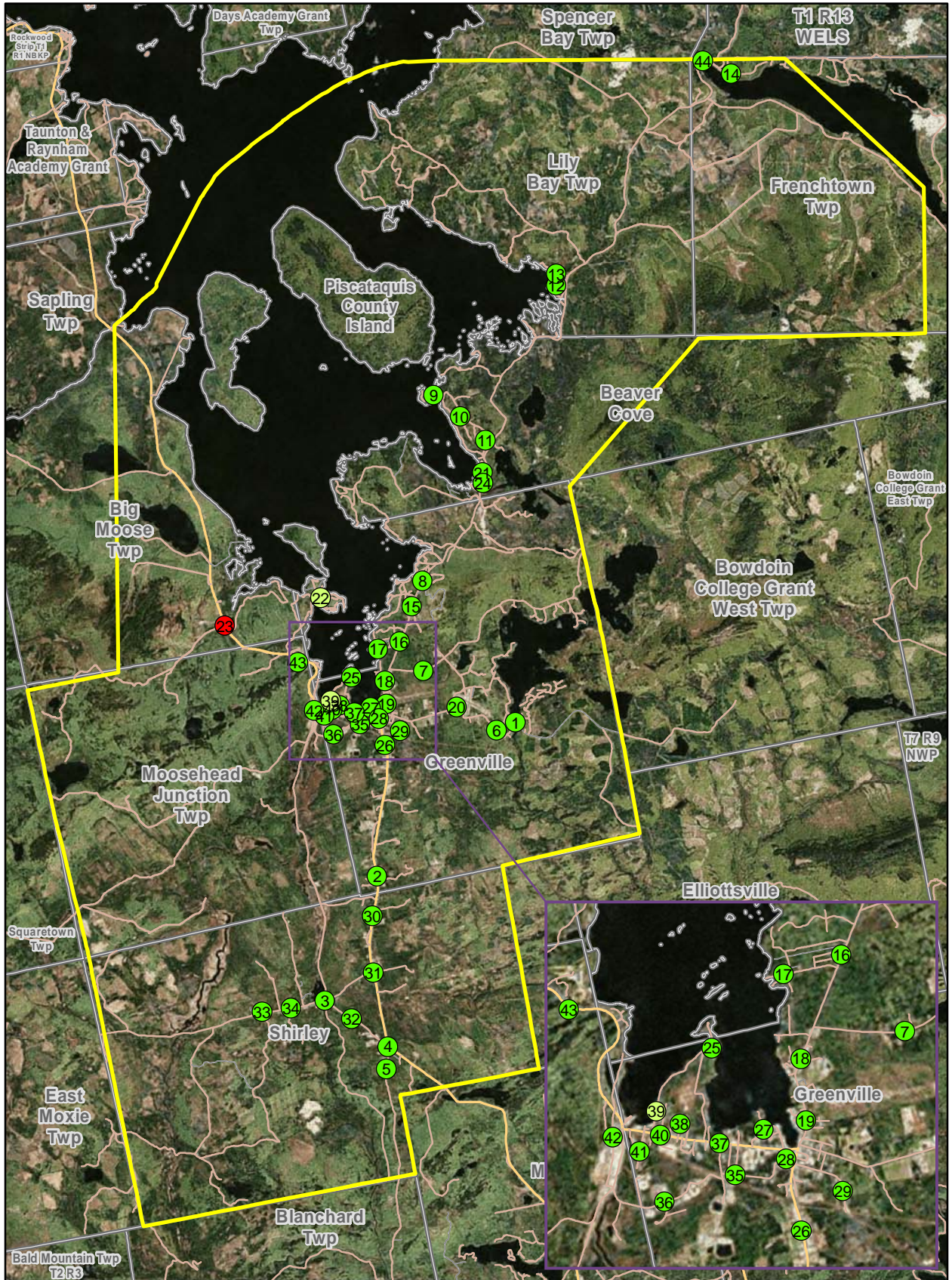


Sources: Test Points - Tilson Technologies
 Wireless broadband coverage - ConnectME Authority
 Basemap - Esri, DigitalGlobe, GeoEye, I-cubed, USDA, USGS, AEX, Getmapping, Aerogrid, IGN, IGP, swisstopo, and the GIS User Community

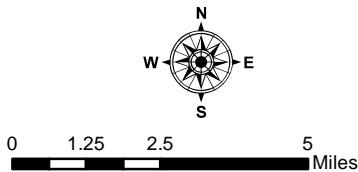


Exchange Analysis: Greenville

US Cellular (Motorola G)



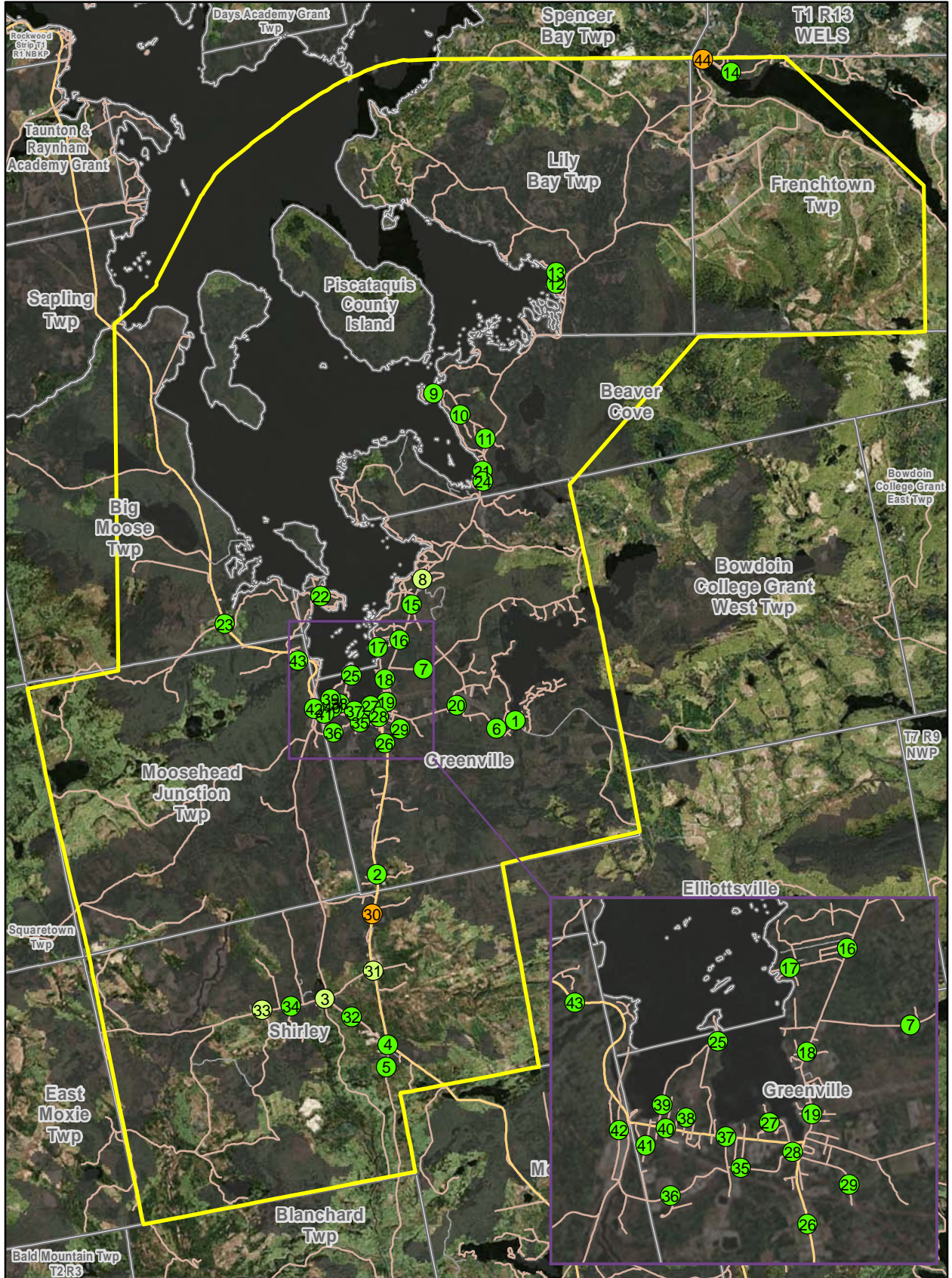
Call Quality	Exchange Boundary
Clear Voice	US Cellular 3G/4G Coverage
Minor Voice Cracking	Town Boundary
Poor Quality	Road Category
No Signal - No Call	Secondary
	Local
	Private




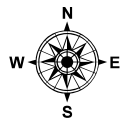
Sources: Test Points - Tilson Technologies
 Wireless broadband coverage - ConnectME Authority
 Basemap - Esri, DigitalGlobe, GeoEye, I-cubed, USDA,
 USGS, AEX, Getmapping, Aerogrid, IGN, IGP,
 swisstopo, and the GIS User Community

Exchange Analysis: Greenville

Verizon Wireless (Motorola X)



Call Quality	Exchange Boundary
Clear Voice	Verizon 3G/4G Coverage
Minor Voice Cracking	Town Boundary
Poor Quality	Road Category
No Signal - No Call	Secondary
	Local
	Private

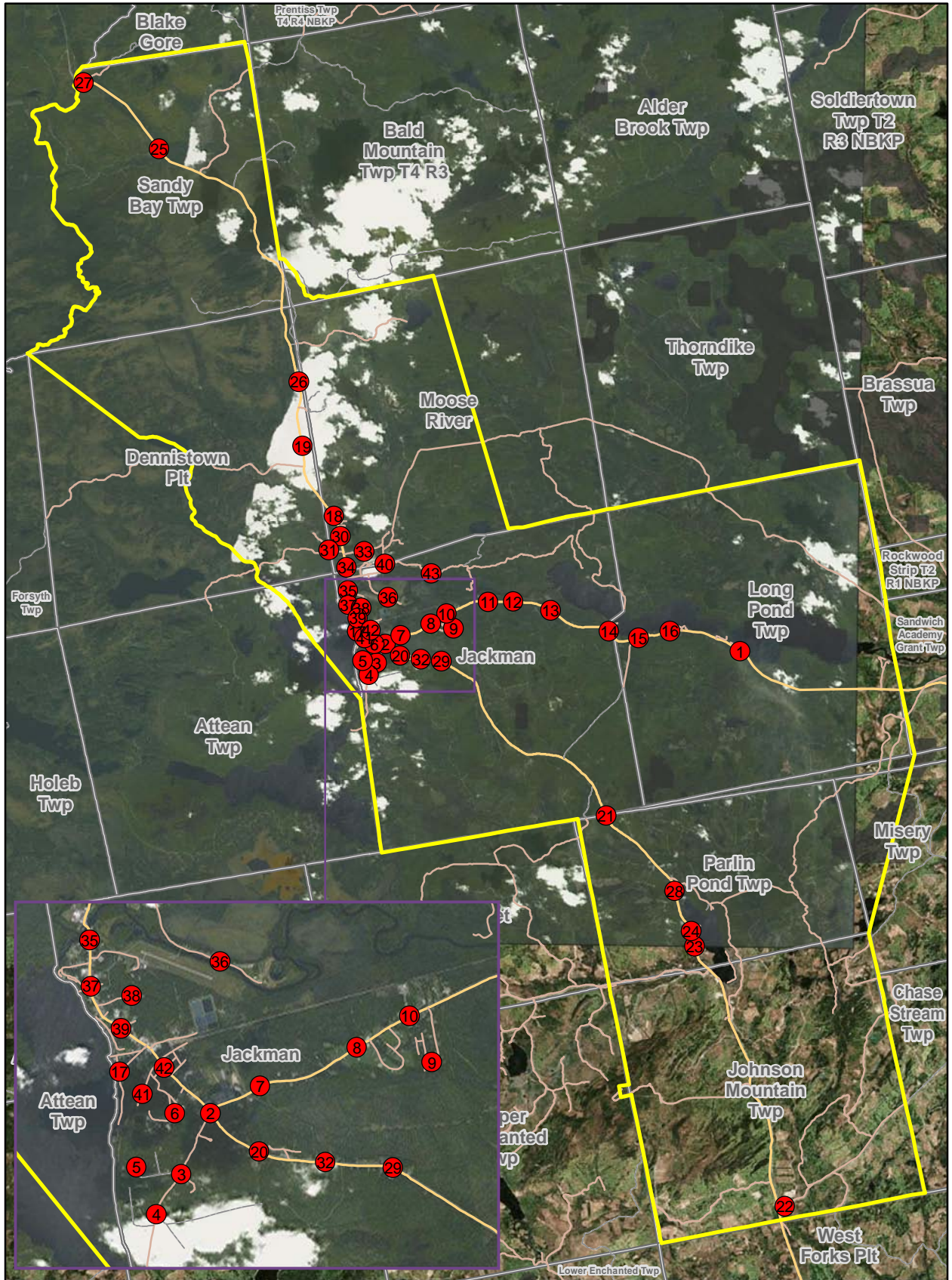


Sources: Test Points - Tilson Technologies
 Wireless broadband coverage - ConnectME Authority
 Basemap - Esri, DigitalGlobe, GeoEye, I-cubed, USDA, USGS, AEX, Getmapping, Aerogrid, IGN, IGP, swisstopo, and the GIS User Community

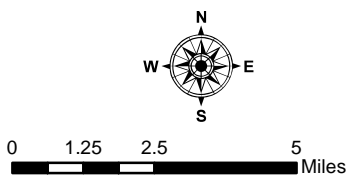


Exchange Analysis: Jackman

AT&T (ZTE Compel)



Call Quality	Exchange Boundary
Clear Voice	AT&T 3G/4G Coverage
Minor Voice Cracking	Town Boundary
Poor Quality	Road Category
No Signal - No Call	Secondary
	Local
	Private

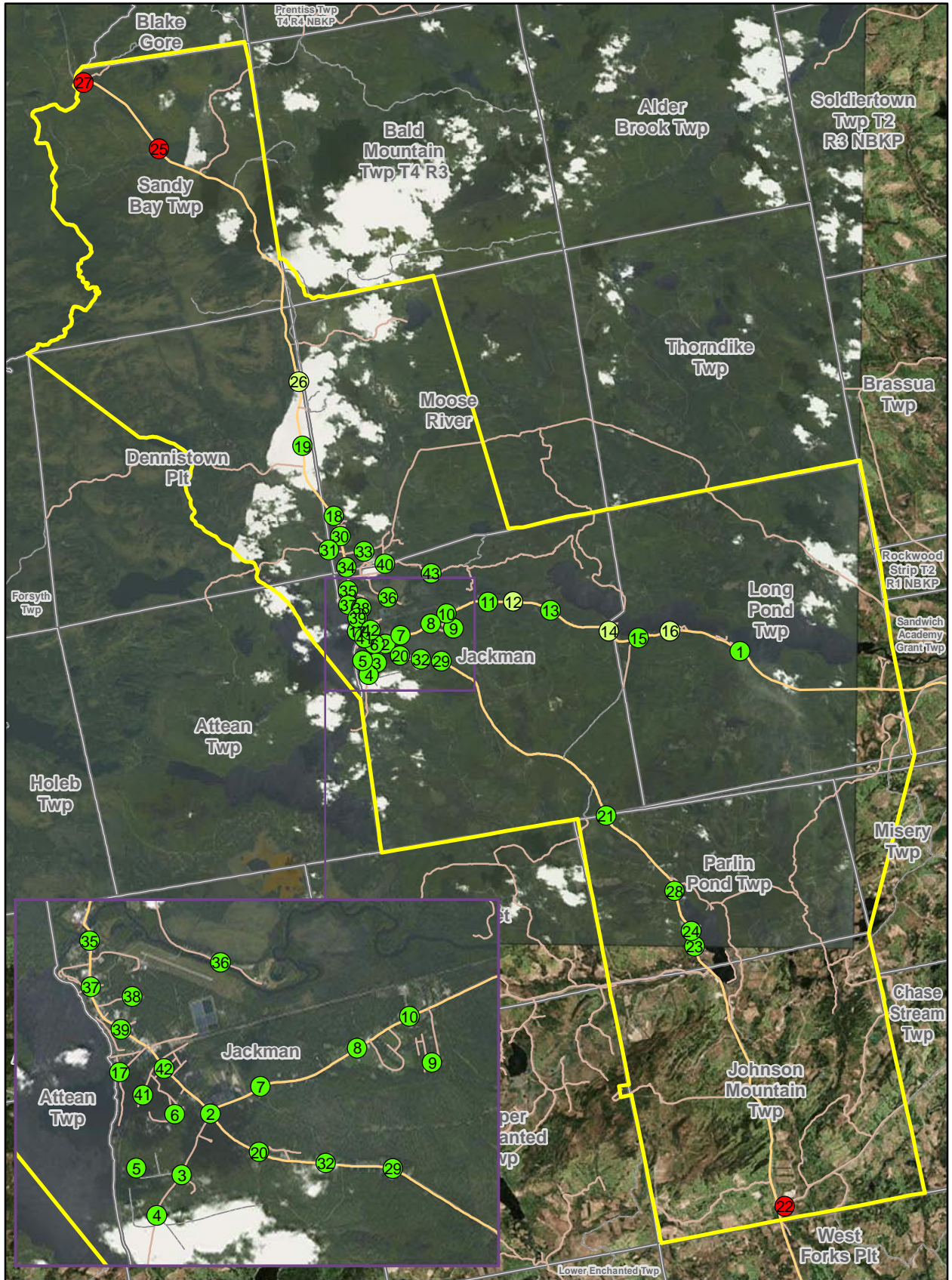


Sources: Test Points - Tilson Technologies
 Wireless broadband coverage - ConnectME Authority
 Basemap - Esri, DigitalGlobe, GeoEye, I-cubed, USDA,
 USGS, AEX, Getmapping, Aerogrid, IGN, IGP,
 swisstopo, and the GIS User Community

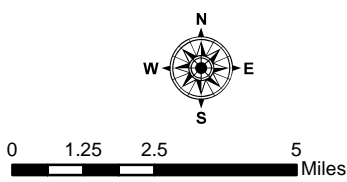


Exchange Analysis: Jackman

US Cellular (Motorola G)



Call Quality	Exchange Boundary
Clear Voice	US Cellular 3G/4G Coverage
Minor Voice Cracking	Town Boundary
Poor Quality	Road Category
No Signal - No Call	Secondary
	Local
	Private

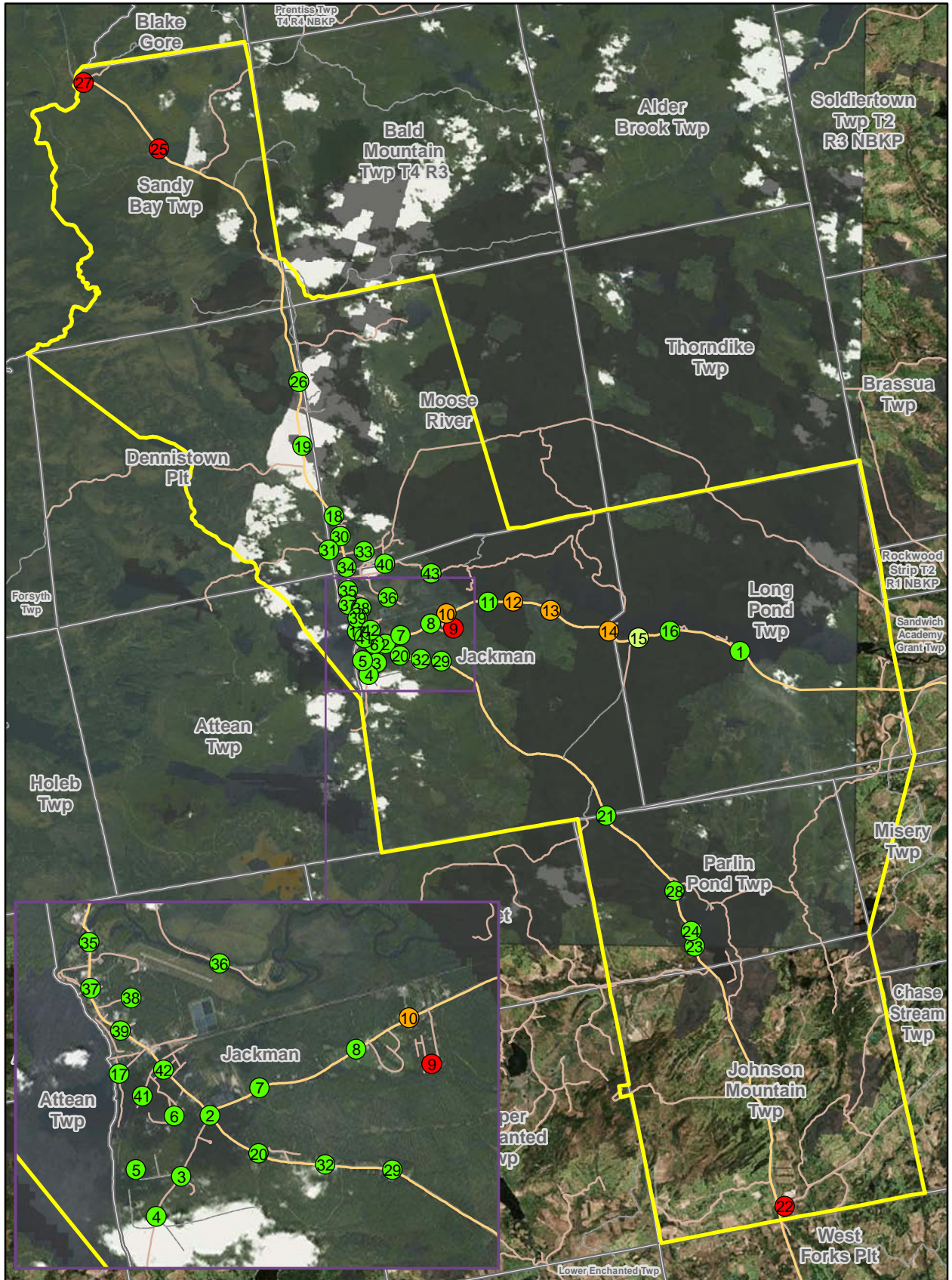


Sources: Test Points - Tilson Technologies
 Wireless broadband coverage - ConnectME Authority
 Basemap - Esri, DigitalGlobe, GeoEye, I-cubed, USDA,
 USGS, AEX, Getmapping, Aerogrid, IGN, IGP,
 swisstopo, and the GIS User Community

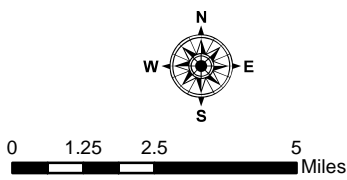


Exchange Analysis: Jackman

Verizon Wireless (Motorola X)



Call Quality	Exchange Boundary
Clear Voice	Verizon 3G/4G Coverage
Minor Voice Cracking	Town Boundary
Poor Quality	Road Category
No Signal - No Call	Secondary
	Local
	Private

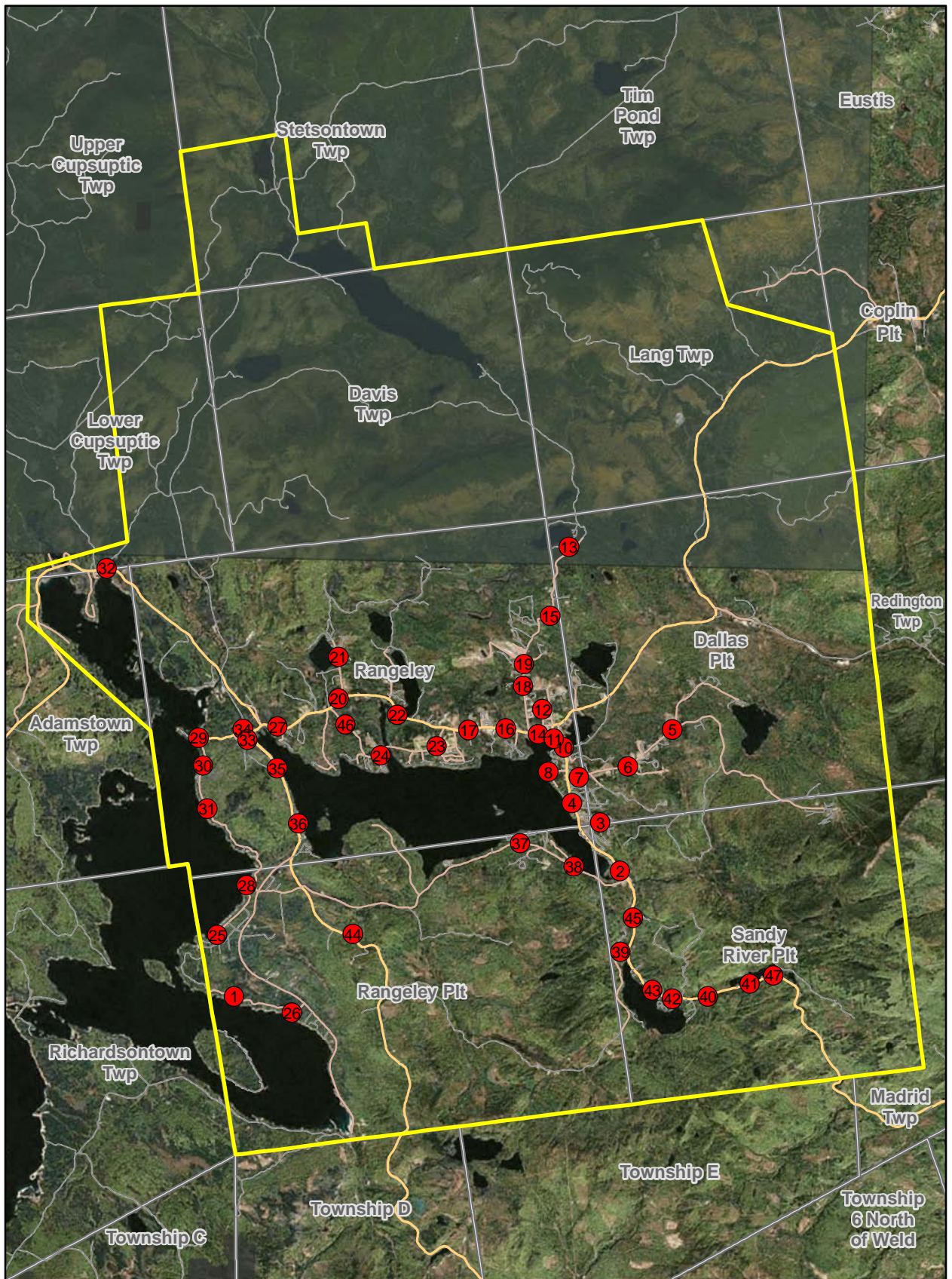


Sources: Test Points - Tilson Technologies
 Wireless broadband coverage - ConnectME Authority
 Basemap - Esri, DigitalGlobe, GeoEye, I-cubed, USDA,
 USGS, AEX, Getmapping, Aerogrid, IGN, IGP,
 swisstopo, and the GIS User Community

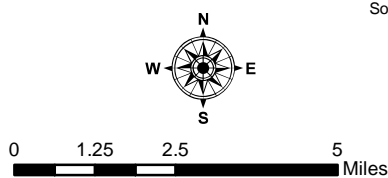


Exchange Analysis: Rangeley

AT&T (ZTE Compel)



Call Quality	Exchange Boundary
Clear Voice	AT&T 3G/4G Coverage
Minor Voice Cracking	Town Boundary
Poor Quality	Road Category
No Signal - No Call	Secondary
	Local
	Private

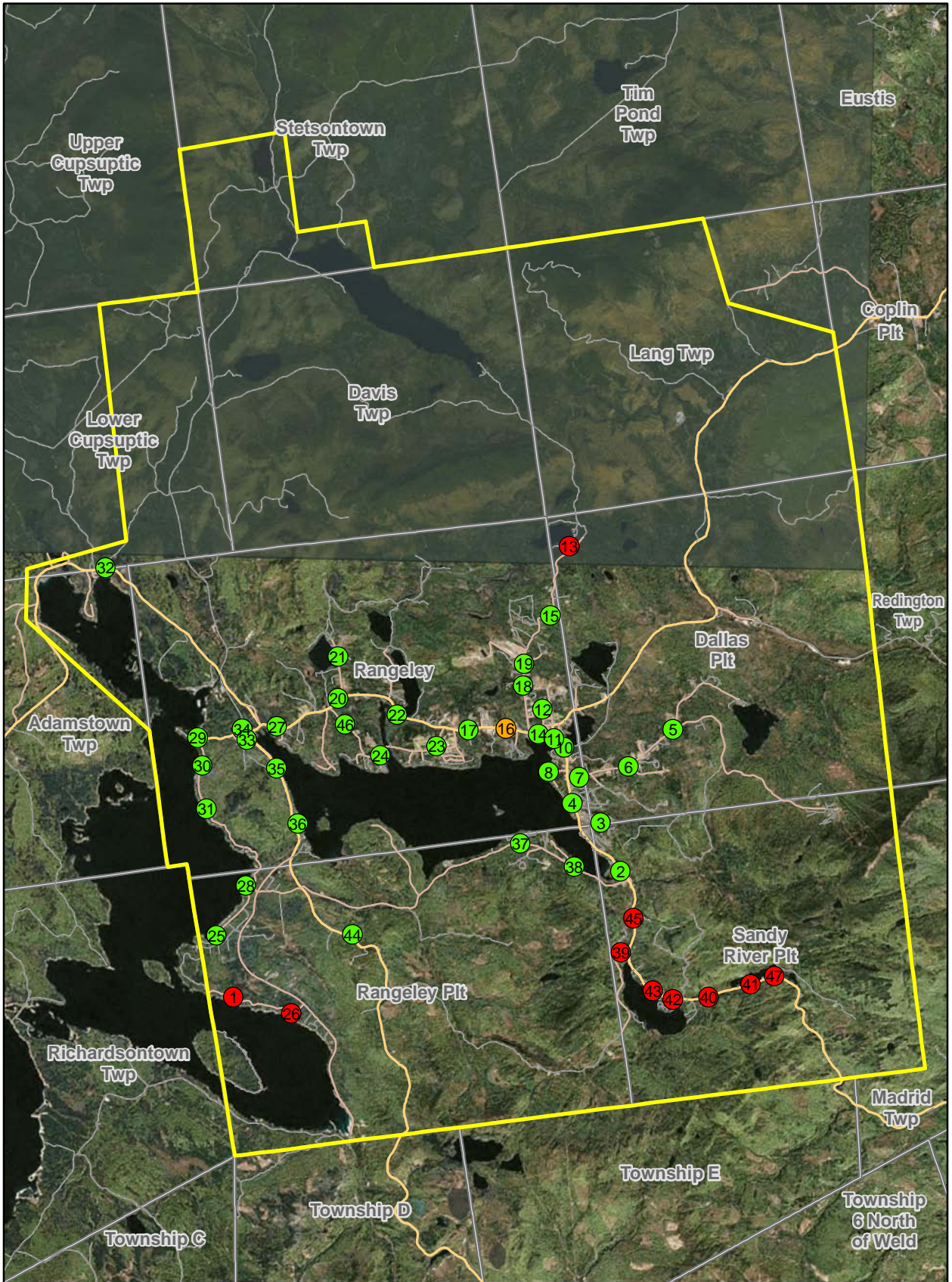


Sources: Test Points - Tilson Technologies
 Wireless broadband coverage - ConnectME Authority
 Basemap - Esri, DigitalGlobe, GeoEye, I-cubed, USDA, USGS, AEX, Getmapping, Aerogrid, IGN, IGP, swisstopo, and the GIS User Community

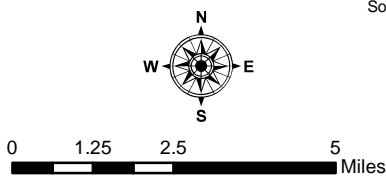


Exchange Analysis: Rangeley

US Cellular (Motorola G)



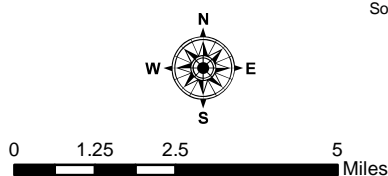
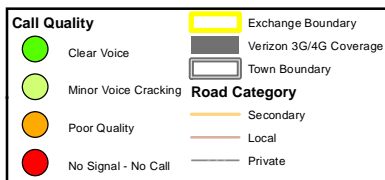
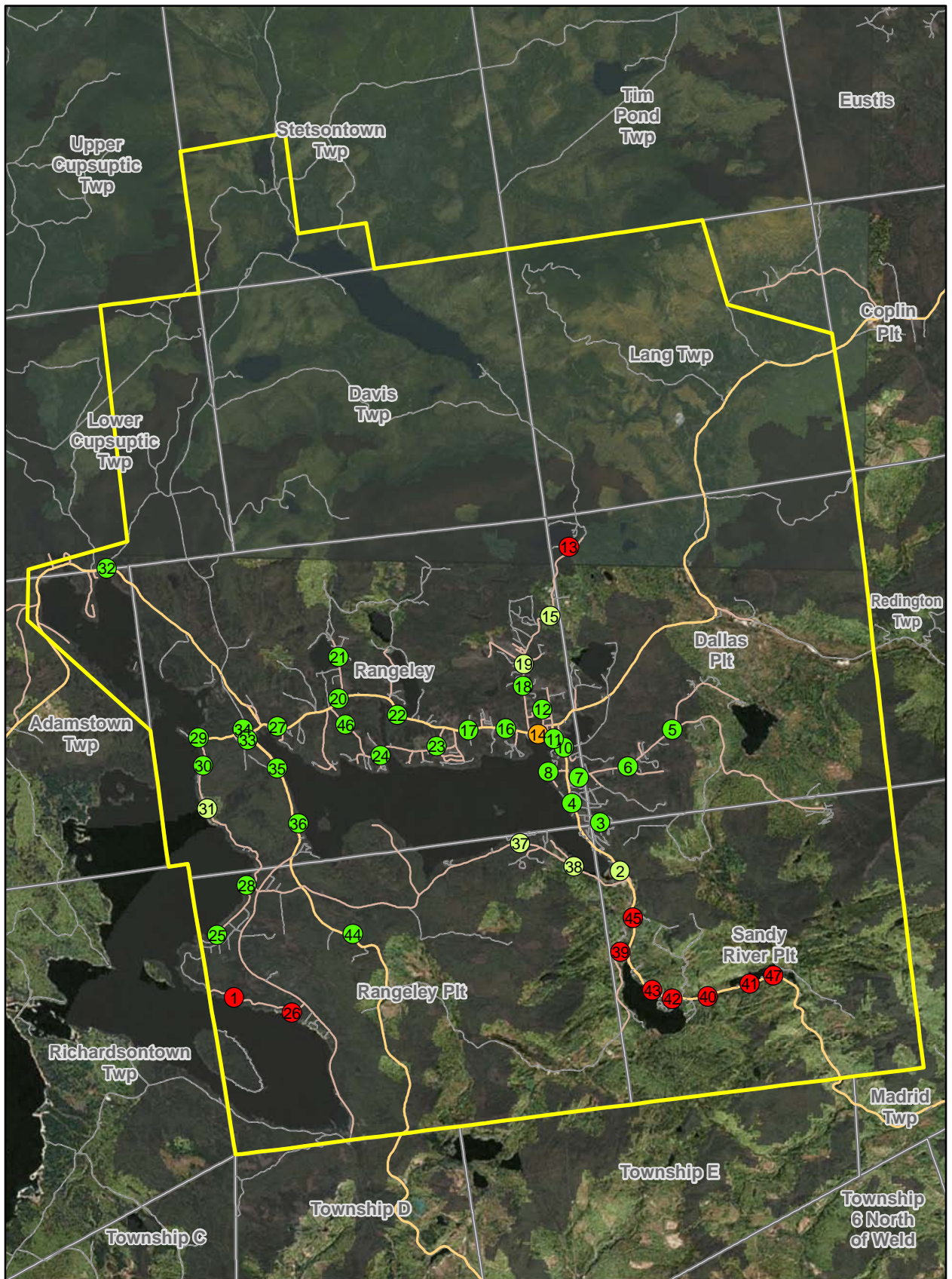
Call Quality	Exchange Boundary
Clear Voice	US Cellular 3G/4G Coverage
Minor Voice Cracking	Town Boundary
Poor Quality	Road Category
No Signal - No Call	Secondary
	Local
	Private



Sources: Test Points - Tilson Technologies
 Wireless broadband coverage - ConnectME Authority
 Basemap - Esri, DigitalGlobe, GeoEye, I-cubed, USDA, USGS, AEX, Getmapping, Aerogrid, IGN, IGP, swisstopo, and the GIS User Community

Exchange Analysis: Rangeley

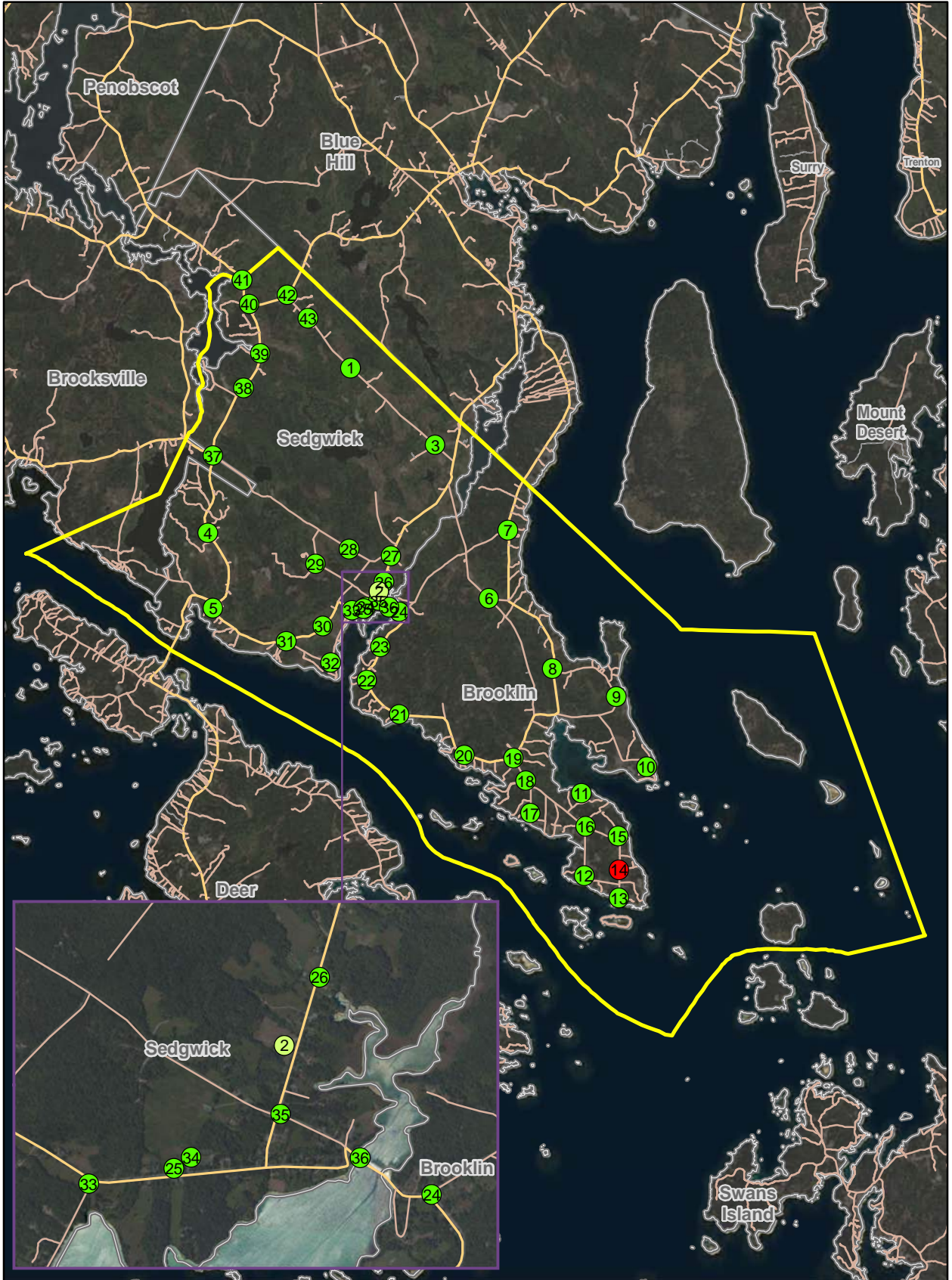
Verizon Wireless (Motorola X)



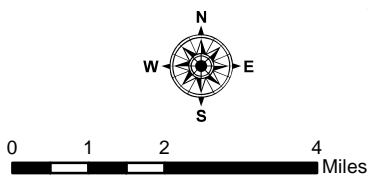
Sources: Test Points - Tilson Technologies
 Wireless broadband coverage - ConnectME Authority
 Basemap - Esri, DigitalGlobe, GeoEye, I-cubed, USDA,
 USGS, AEX, Getmapping, Aerogrid, IGN, IGP,
 swisstopo, and the GIS User Community

Exchange Analysis: Sedgwick

AT&T (ZTE Compel)



Call Quality	Exchange Boundary
Clear Voice	AT&T 3G/4G Coverage
Minor Voice Cracking	Town Boundary
Poor Quality	Road Category
No Signal - No Call	Secondary
	Local
	Private

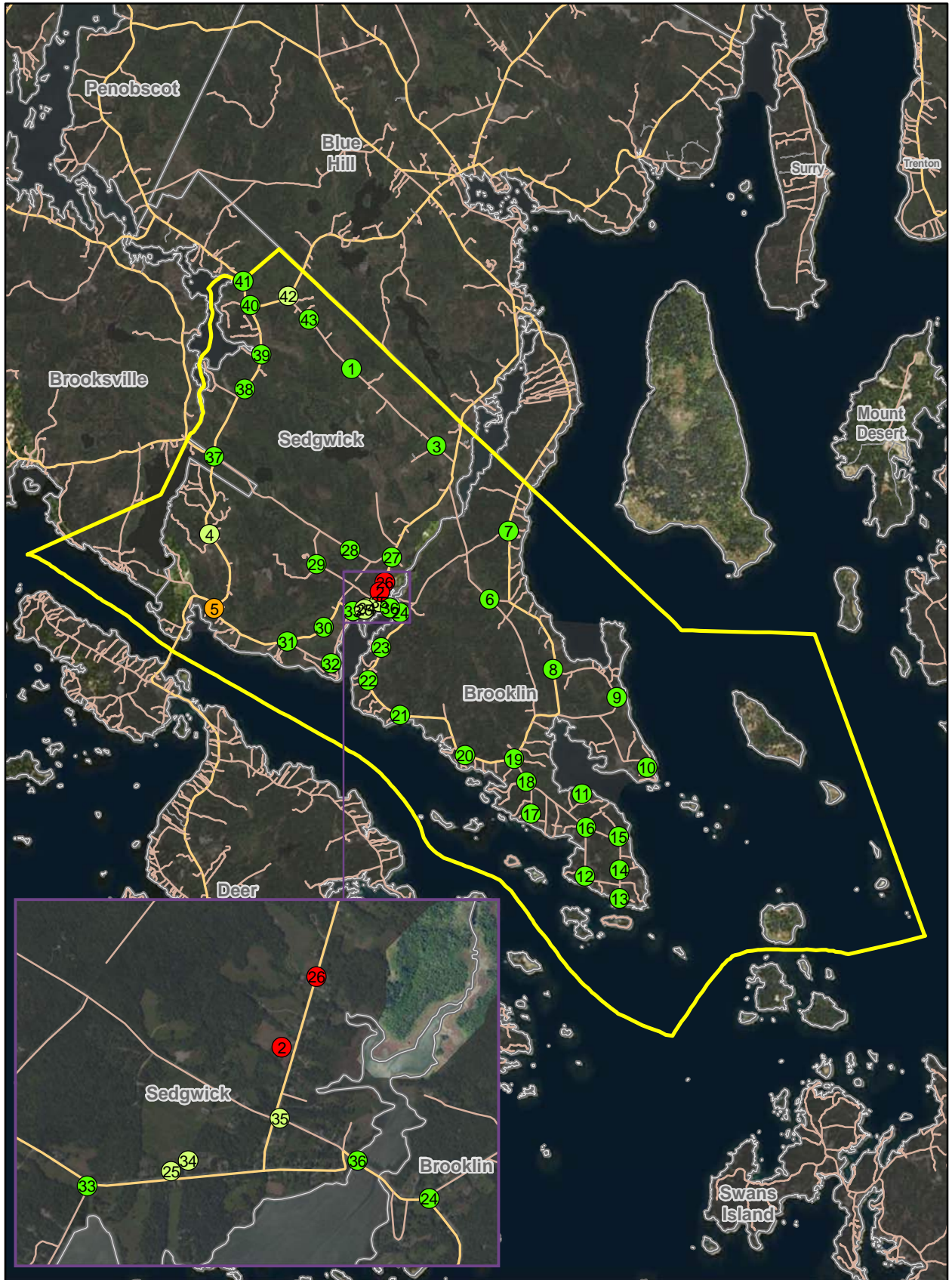


Sources: Test Points - Tilson Technologies
 Wireless broadband coverage - ConnectME Authority
 Basemap - Esri, DigitalGlobe, GeoEye, I-cubed, USDA, USGS, AEX, Getmapping, Aerogrid, IGN, IGP, swisstopo, and the GIS User Community

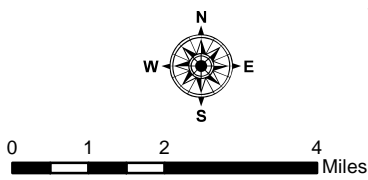


Exchange Analysis: Sedgwick

US Cellular (Motorola G)



Call Quality	Exchange Boundary
Clear Voice	US Cellular 3G/4G Coverage
Minor Voice Cracking	Town Boundary
Poor Quality	Road Category
No Signal - No Call	Secondary
	Local
	Private

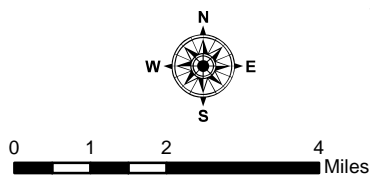
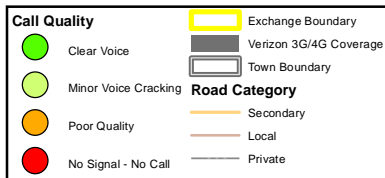


Sources: Test Points - Tilson Technologies
 Wireless broadband coverage - ConnectME Authority
 Basemap - Esri, DigitalGlobe, GeoEye, I-cubed, USDA, USGS, AEX, Getmapping, Aerogrid, IGN, IGP, swisstopo, and the GIS User Community



Exchange Analysis: Sedgwick

Verizon Wireless (Motorola X)



Sources: Test Points - Tilson Technologies
 Wireless broadband coverage - ConnectME Authority
 Basemap - Esri, DigitalGlobe, GeoEye, I-cubed, USDA,
 USGS, AEX, Getmapping, Aerogrid, IGN, IGP,
 swisstopo, and the GIS User Community



Appendix B. Test Data

A tabular version of the voice coverage test results are provided in this appendix.

Bingham Exchange

Test Site	Call No.	Carrier	Signal & Voice Quality	Latitude	Longitude	Call Quality	Reception Bars	Indoor
1	55	AT&T	No Signal - No Call	44.986515	-69.865992	No Signal	0	No
1	11	US Cellular	-92dBm 2 asu CDMA EvDo 2 bars 3G,,Call completed; voice clear	44.986515	-69.865992	Clear Voice	2	No
1	35	Verizon	-93dBm 99asu 1xRTT 3 bars 1X,,Call completed; voice clear	44.986515	-69.865992	Clear Voice	3	No
2	56	AT&T	No Signal - No Call	45.021757	-69.857462	No Signal	0	No
2	12	US Cellular	-85dBm 4asu CDMA EvDo 2 bars 3G,,Call completed; voice clear	45.021757	-69.857462	Clear Voice	2	No
2	36	Verizon	-96dBm 99asu 1xRTT 2 bars 1X,,Call completed; voice clear	45.021757	-69.857462	Clear Voice	2	No
3	57	AT&T	No Signal - No Call	45.0362	-69.846137	No Signal	0	No
3	13	US Cellular	-93dBm 2asu CDMA EvDo 1 bar 3G,,Call completed; voice clear	45.0362	-69.846137	Clear Voice	1	No
3	37	Verizon	-96dBm 99asu 1xRTT 2 bars 1X,,Call completed; voice clear	45.0362	-69.846137	Clear Voice	2	No
4	58	AT&T	No Signal - No Call	45.21736	-69.987715	No Signal	0	No
4	5	US Cellular	No Signal - No Call	45.21736	-69.987715	No Signal	0	No
4	30	Verizon	No Signal - No Call	45.21736	-69.987715	No Signal	0	No
5	59	AT&T	No Signal - No Call	45.048658	-69.863629	No Signal	0	No
5	14	US Cellular	-84dBm 4 asu CDMA EvDo 2 bars 3G,,Call completed; voice clear	45.048658	-69.863629	Clear Voice	2	No
5	38	Verizon	-94dBm 99asu 1xRTT 3 bars 1X,,Call completed; voice clear	45.048658	-69.863629	Clear Voice	3	No
6	60	AT&T	No Signal - No Call	45.04986	-69.877255	No Signal	0	No
6	15	US Cellular	-84dBm 4 asu CDMA EvDo 2 Bars 3 G,,Call completed; voice clear	45.04986	-69.877255	Clear Voice	2	No
6	39	Verizon	-86dBm 99asu 1xRTT 3 bars 1X,,Call completed; voice clear	45.04986	-69.877255	Clear Voice	3	No
7	61	AT&T	No Signal - No Call	45.047729	-69.883934	No Signal	0	No
7	16	US Cellular	-91dBm 2 asu CDMA EvDo 1 bar 3G,,Call completed; clear voice	45.047729	-69.883934	Clear Voice	1	No
7	40	Verizon	-96dBm 99asu 1xRTT 3 bars 1X,,Call completed; clear voice	45.047729	-69.883934	Clear Voice	3	No
8	62	AT&T	No Signal - No Call	45.040281	-69.878697	No Signal	0	No
8	17	US Cellular	-85dBm 4 asu CDMA EvDo 2 Bars 3G,,Call completed; voice clear	45.040281	-69.878697	Clear Voice	2	No
8	41	Verizon	-93dBm 99asu 1xRTT 3 bars 1X,,Call completed; voice clear	45.040281	-69.878697	Clear Voice	3	No
9	63	AT&T	No Signal - No Call	45.064471	-69.944667	No Signal	0	No
9	9	US Cellular	-101dBm 1 asu CDMA EvDo 1 bar 3G,,Call completed; minor voice cracking	45.064471	-69.944667	Minor Voice Cracking	1	No
9	33	Verizon	-100dBm 99asu 1xRTT 2 bars 1X,,Call completed; minor voice cracking	45.064471	-69.944667	Minor Voice Cracking	2	No
10	64	AT&T	No Signal - No Call	45.063773	-69.967827	No Signal	0	No
10	18	US Cellular	-95dBm 2asu CDMA EvDo 2 bars 3G,,Call completed; voice clear	45.063773	-69.967827	Clear Voice	2	No
10	42	Verizon	-101dBm 99asu 1xRTT 2bars 1X,,Call completed; voice clear	45.063773	-69.967827	Clear Voice	2	No
11	65	AT&T	No Signal - No Call	45.081362	-69.97396	No Signal	0	No
11	19	US Cellular	-84dBm 4asu CDMA EvDo 2 bars 3G,,Call completed; voice clear	45.081362	-69.97396	Clear Voice	2	No
11	43	Verizon	-96dBm 99asu 1xRTT 3 bars 1X,,Call completed; voice clear	45.081362	-69.97396	Clear Voice	3	No
12	66	AT&T	No Signal - No Call	45.055128	-69.883698	No Signal	0	No
12	20	US Cellular	-73dBm 8asu CDMA EvDo 3 bars 3G,,Call completed; voice clear	45.055128	-69.883698	Clear Voice	3	No
12	44	Verizon	-92dBm 99asu 1xRTT 3 bars 1X,,Call completed; voice clear	45.055128	-69.883698	Clear Voice	3	No
13	67	AT&T	No Signal - No Call	45.058364	-69.877539	No Signal	0	No
13	21	US Cellular	-93dBm 2asu CDMA EvDo 2 bars 3G,,Call completed; voice clear	45.058364	-69.877539	Clear Voice	2	No
13	45	Verizon	-97dBm 99asu 1xRTT 2 bars 1X,,Call completed; voice clear	45.058364	-69.877539	Clear Voice	2	No
14	68	AT&T	No Signal - No Call	45.071899	-69.873609	No Signal	0	No
14	22	US Cellular	-62dBm 18asu CDMA EvDo 4 bars 3G,,Call completed; voice clear	45.071899	-69.873609	Clear Voice	4	No
14	46	Verizon	-76dBm 99asu 1xRTT 4 bars,,Call completed; voice clear	45.071899	-69.873609	Clear Voice	4	No
15	69	AT&T	No Signal - No Call	45.077742	-69.864299	No Signal	0	No
15	23	US Cellular	-79dBm 4 asu CDMA EvDo 3 bars,,Call completed; voice clear	45.077742	-69.864299	Clear Voice	3	No
15	47	Verizon	-76dBm 99asu 1xRTT 4 bars 1X,,Call completed; voice clear	45.077742	-69.864299	Clear Voice	4	No
16	70	AT&T	No Signal - No Call	45.098926	-69.868464	No Signal	0	No
16	24	US Cellular	-82dBm 4asu CDMA EvDo 2 bars 3G,,Call completed; voice clear	45.098926	-69.868464	Clear Voice	2	No
16	48	Verizon	-77dBm 99asu 1xRTT 4 bars 1x,,Call completed; voice clear	45.098926	-69.868464	Clear Voice	4	No
17	71	AT&T	No Signal - No Call	45.085388	-69.8776	No Signal	0	No
17	25	US Cellular	-83dBm 4asu CDMA EvDo 3 bars 3G,,Call completed; voice clear	45.085388	-69.8776	Clear Voice	3	No

Test Site	Call No.	Carrier	Signal & Voice Quality	Latitude	Longitude	Call Quality	Reception Bars	Indoor
17	49	Verizon	-83dBm 99asu 1xRTT 4 bars 1X,,Call completed; clear voice	45.085388	-69.8776	Clear Voice	4	No
18	72	AT&T	No Signal - No Call	45.074618	-69.890208	No Signal	0	No
18	26	US Cellular	-72dBm 4asu CDMA EvDo 3 bars 3G,,Call completed; clear voice	45.074618	-69.890208	Clear Voice	3	No
18	50	Verizon	-81dBm 99asu 1xRTT 4 bars 1x,,Call completed; clear voice	45.074618	-69.890208	Clear Voice	4	No
19	73	AT&T	No Signal - No Call	45.069927	-69.890689	No Signal	0	No
19	27	US Cellular	-70dBm 8asu CDMA EvDo 3 bars 3G,,Call completed; voice clear	45.069927	-69.890689	Clear Voice	3	No
19	51	Verizon	-67dBm 99asu 1xRTT 5 bars 1X,,Call completed; voice clear	45.069927	-69.890689	Clear Voice	5	No
20	74	AT&T	No Signal - No Call	45.094639	-69.90127	No Signal	0	No
20	28	US Cellular	-86dBm 2 asu CDMA EvDo 1 bar 3G,,Call completed; voice clear	45.094639	-69.90127	Clear Voice	1	No
20	52	Verizon	-88dBm 99asu 1xRTT 3 bars 1X,,Call completed; clear voice	45.094639	-69.90127	Clear Voice	3	No
21	75	AT&T	No Signal - No Call	45.086212	-69.904996	No Signal	0	No
21	29	US Cellular	-75dBm 8 asu 4 bars, unknown network,,Call completed; voice clear	45.086212	-69.904996	Clear Voice	4	No
21	54	Verizon	-74dBm 99asu 1xRTT 4 bars,,Call completed; voice was clear	45.086212	-69.904996	Clear Voice	4	No
22	76	AT&T	No Signal - No Call	45.09198	-69.92072	No Signal	0	No
22	10	US Cellular	-95dBm 2 asu 2 bars, network unknown,,Call completed; minor voice cracking	45.09198	-69.92072	Minor Voice Cracking	2	No
22	53	Verizon	-94dBm 99 asu 1xRTT 3 bars,,Call completed; clear voice	45.09198	-69.92072	Clear Voice	3	No
23	77	AT&T	No Signal - No Call	45.12431	-69.94921	No Signal	0	No
23	6	US Cellular	No Signal - No Call	45.12431	-69.94921	No Signal	0	No
23	34	Verizon	-102dBm 99asu 1xRTT 1 bar,,Call completed; broken voice, missed most of conversation, poor quality cal	45.12431	-69.94921	Poor Call Quality	1	No
24	78	AT&T	No Signal - No Call	45.234105	-69.991676	No Signal	0	No
24	7	US Cellular	No Signal - No Call	45.234105	-69.991676	No Signal	0	No
24	31	Verizon	No Signal - No Call	45.234105	-69.991676	No Signal	0	No
25	79	AT&T	No Signal - No Call	45.237599	-69.995779	No Signal	0	No
25	8	US Cellular	No Signal - No Call	45.237599	-69.995779	No Signal	0	No
25	32	Verizon	No Signal - No Call	45.237599	-69.995779	No Signal	0	No

Greenville Exchange

Test Site	Call No.	Carrier	Signal & Voice Quality	Latitude	Longitude	Call Quality	Reception Bars	Indoor
1	15	AT&T	-97dBm 8asu HSPA 3 bars 4G,,Call completed; voice clear	45.456689	-69.530763	Clear Voice	3	No
1	67	US Cellular	-95dBm 2 asu CDMA EvDo 1 bar 3G,,Call completed; voice clear	45.456689	-69.530763	Clear Voice	1	No
1	115	Verizon	-95dBm 9asu EHRPD 3 bars 3G,,Call completed; voice clear	45.456689	-69.530763	Clear Voice	3	No
2	16	AT&T	-108dBm 2asu HSPA 1 bar 4G,,Call completed; clear voice	45.406519	-69.594	Clear Voice	1	No
2	51	US Cellular	-95dBm 2asu CDMA EvDo 1 bar 3G,,Call completed; voice clear	45.406519	-69.594	Clear Voice	1	No
2	92	Verizon	-107dBm 4asu CDMA eHRPD 1 bar 3G,,Call completed; minor static	45.406519	-69.594	Clear Voice	1	No
3	3	AT&T	No Signal - No Call	45.365881	-69.617649	No Signal	0	No
3	80	US Cellular	-92dBm 2 asu CDMA EvDo 2 bars 3G,,Call completed; voice clear	45.365881	-69.617649	Clear Voice	2	No
3	96	Verizon	-104dBm 4asu CDMA EHRPD 1 bar 3G,,Call completed; minor voice breaking	45.365881	-69.617649	Minor Voice Cracking	1	No
4	4	AT&T	No Signal - No Call	45.351295	-69.588479	No Signal	0	No
4	89	US Cellular	-90dBm 2asu CDMA EvDo 2 bars 3G,,Call completed; voice clear	45.351295	-69.588479	Clear Voice	2	No
4	114	Verizon	-90dBm 11asu CDMA 1xRTT 4 bars,,Call completed; voice clear	45.351295	-69.588479	Clear Voice	4	No
5	17	AT&T	-103dBm 5asu HSPA 2 bars 4G,,Call completed; voice clear	45.344076	-69.589055	Clear Voice	2	No
5	90	US Cellular	-90dBm 2asu CDMA EvDo 2 bars 3G,,Call completed; voice clear	45.344076	-69.589055	Clear Voice	2	No
5	122	Verizon	-113dBm 27asu 1 bar 4G LTE,,Call completed; voice clear	45.344076	-69.589055	Clear Voice	1	No
6	5	AT&T	No Signal - Call dropped	45.454182	-69.539522	No Signal	0	No
6	64	US Cellular	-77dBm 4 asu CDMA EvDo 2 bars 3G,,Call completed; voice clear	45.454182	-69.539522	Clear Voice	2	No
6	99	Verizon	-112dBm 28 asu 3 bars 4G,,Call completed; voice clear	45.454182	-69.539522	Clear Voice	3	No
7	18	AT&T	-86dBm 14 asu HSPA 4 bars 4G,,Call completed; voice clear	45.473274	-69.573283	Clear Voice	4	No
7	68	US Cellular	-89dBm 2 asu CDMA EvDo 2 bars 3G,,Call completed; voice clear	45.473274	-69.573283	Clear Voice	2	No
7	98	Verizon	-100dBm 40 asu 4 bars 4G LTE,,Call completed; voice clear	45.473274	-69.573283	Clear Voice	4	No
8	19	AT&T	-98dBm 7asu HSPA 3 bars 4G,,Call completed; voice clear	45.502383	-69.574052	Clear Voice	3	No
8	66	US Cellular	-90dBm 4 asu CDMA 1xRTT 3 bars 1X,,Call completed; voice clear	45.502383	-69.574052	Clear Voice	3	No
8	93	Verizon	-116dBm 26 asu 3 bars 4G,,Call completed; minor voice cracking	45.502383	-69.574052	Minor Voice Cracking	3	No
9	20	AT&T	-84dBm 15 asu HSPA 4 bars 4G,,Call completed; voice clear	45.562686	-69.569437	Clear Voice	4	No
9	59	US Cellular	-104dBm 99asu CDMA 1xRTT 1 bar 1X,,Call completed; voice clear	45.562686	-69.569437	Clear Voice	1	No
9	101	Verizon	-100dBm 40asu 3 bars 4G LTE,,Call completed; voice clear	45.562686	-69.569437	Clear Voice	3	No
10	21	AT&T	-112 1asu HSPA 1 bar 4G,,Call completed; voice clear	45.555757	-69.557141	Clear Voice	1	No
10	62	US Cellular	-93dBm 2 asu CDMA EvDo 1 bar 3G,,Call completed; voice clear (roaming)	45.555757	-69.557141	Clear Voice	1	No
10	100	Verizon	-114dBm 26 asu 2 bars 4G LTE,,Call completed; voice clear	45.555757	-69.557141	Clear Voice	2	No
11	22	AT&T	-109dBm 2 asu HSPA 1 bar 4G,,Call completed; voice clear	45.548108	-69.545563	Clear Voice	1	No
11	60	US Cellular	-86dBm 2 asu CDMA EvDo 2 bars 3G,,Call completed; voice clear (roaming)	45.548108	-69.545563	Clear Voice	2	No
11	104	Verizon	-110dBm 30 asu 2 bars 4G LTE,,Call completed; voice clear	45.548108	-69.545563	Clear Voice	2	No
12	6	AT&T	No Signal - No Call	45.598444	-69.513153	No Signal	0	No
12	61	US Cellular	-101dBm 99asu CDMA 1xRTT 1 bar 1X,,Call completed; voice clear	45.598444	-69.513153	Clear Voice	1	No
12	102	Verizon	-119dBm 21 asu 2 bars 4G LTE,,Call completed; voice clear	45.598444	-69.513153	Clear Voice	2	No
13	23	AT&T	-104dBm 5 asu HSPA 2 bars 4G,,Call completed; voice clear	45.602254	-69.513271	Clear Voice	2	No
13	55	US Cellular	-103dBm 99asu CDMA 1xRTT 1 bar 1X,,Call completed; voice clear	45.602254	-69.513271	Clear Voice	1	No
13	103	Verizon	-98dBm 40ASU 3 bars 4G LTE,,Call completed; voice clear	45.602254	-69.513271	Clear Voice	3	No
14	7	AT&T	No Signal - No Call	45.667369	-69.432903	No Signal	0	No
14	57	US Cellular	-96dBm 1asu CDMA EvDo 1 bar 3G,,Call completed; voice clear (roaming)	45.667369	-69.432903	Clear Voice	1	No
14	106	Verizon	-117dBm 23asu 2 bars 4G LTE,,Call completed; voice clear	45.667369	-69.432903	Clear Voice	2	No
15	24	AT&T	-87dBm 14asu HSPA 4 bars 4G,,Call completed; voice clear	45.494079	-69.578885	Clear Voice	4	No
15	56	US Cellular	-90dBm 4 asu CDMA 1xRTT 3 bars 1X,,Call completed; voice clear	45.494079	-69.578885	Clear Voice	3	No

Test Site	Call No.	Carrier	Signal & Voice Quality	Latitude	Longitude	Call Quality	Reception Bars	Indoor
15	108	Verizon	-94dBm 47 asu 4 bars 4G LTE,,Call completed; voice clear	45.494079	-69.578885	Clear Voice	4	No
16	25	AT&T	-86dBm 13 asu HSPA 4 bars 4G,,Call completed; voice clear	45.482543	-69.584323	Clear Voice	4	No
16	58	US Cellular	-90dBm 4asu CDMA 1xRTT 3 bars 1X,,Call completed; voice clear	45.482543	-69.584323	Clear Voice	3	No
16	107	Verizon	-95dBm 45asu 4 bars 4G LTE,,Call completed; voice clear	45.482543	-69.584323	Clear Voice	4	No
17	26	AT&T	-84dBm 15 asu HSPA+ 4 bars 4G,,Call completed; voice clear	45.480125	-69.594265	Clear Voice	4	No
17	54	US Cellular	-86dBm 2 asu CDMA EvDo 2 bars 3G,,Call completed; voice clear	45.480125	-69.594265	Clear Voice	2	No
17	113	Verizon	-101dBm 39asu 3 bars 4G,,Call completed; voice clear	45.480125	-69.594265	Clear Voice	3	No
18	27	AT&T	-84dBm 14 asu HSPA 4 bars 4G,,Call completed; voice clear	45.469882	-69.591159	Clear Voice	4	No
18	53	US Cellular	-82dBm 4 asu CDMA EvDo 3 bars 3G,,Call completed; voice clear	45.469882	-69.591159	Clear Voice	3	No
18	110	Verizon	-93dBm 47 asu 4 bars 4G LTE,,Call completed; voice clear	45.469882	-69.591159	Clear Voice	4	No
19	28	AT&T	-99dBm 7 asu HSPA 3 bars 4G,,Call completed; voice clear	45.462365	-69.590234	Clear Voice	3	No
19	63	US Cellular	-70dBm 8 asu CDMA EvDo 3 bars 3G,,Call completed; voice clear	45.462365	-69.590234	Clear Voice	3	No
19	111	Verizon	-105dBm 35 ASU 3 bars 4G LTE,,Call completed; voice clear	45.462365	-69.590234	Clear Voice	3	No
20	29	AT&T	-93dBm 10 asu HSPA 3 bars 4G,,Call completed; voice clear	45.461506	-69.557748	Clear Voice	3	No
20	65	US Cellular	-90dBm 2 asu CDMA EvDo 2 bars 3G,,Call completed; voice clear	45.461506	-69.557748	Clear Voice	2	No
20	109	Verizon	-97dBm 43 asu 3 bars 4G LTE,,Call completed; voice clear	45.461506	-69.557748	Clear Voice	3	No
21	30	AT&T	-99dBm 7 asu HSPA 2 bars 4G,,Call completed; voice clear	45.537667	-69.546709	Clear Voice	2	No
21	70	US Cellular	-103dBm 99 asu CDMA 1xRTT 1 bar 1X,,Call completed; voice clear	45.537667	-69.546709	Clear Voice	1	No
21	105	Verizon	-108dBm 32asu 2 bars 4G LTE,,Call completed; voice clear	45.537667	-69.546709	Clear Voice	2	No
22	31	AT&T	-105dBm 4asu HSPA+ 2 bars 4G,,Call completed; voice clear	45.496622	-69.621001	Clear Voice	2	No
22	49	US Cellular	-103dBm 99asu CDMA 1 bar 3G,,Call completed; minor voice breakup	45.496622	-69.621001	Minor Voice Cracking	1	No
22	116	Verizon	-110dBm 30 ASU 3 bars 4G,,Call completed; voice clear	45.496622	-69.621001	Clear Voice	3	No
23	8	AT&T	No Signal - No Call	45.487274	-69.665042	No Signal	0	No
23	47	US Cellular	No Signal - No Call	45.487274	-69.665042	No Signal	0	No
23	117	Verizon	-105dBm 5 asu 1 bar 3G,,Call completed; voice clear	45.487274	-69.665042	Clear Voice	1	No
24	32	AT&T	-107dBm 4 asu HSPA 2 bars 4G,,Call completed; voice clear	45.534216	-69.546425	Clear Voice	2	No
24	52	US Cellular	-100dBm 1 asu CDMA 1xRTT 1 bar 1X,,Call completed; voice clear	45.534216	-69.546425	Clear Voice	1	No
24	112	Verizon	-106dBm 34 asu 2 bars 4G LTE,,Call completed; voice clear	45.534216	-69.546425	Clear Voice	2	No
25	33	AT&T	-91dBm 11asu HSPA 3 bars 4G,,Call completed; voice clear	45.471092	-69.606578	Clear Voice	3	No
25	88	US Cellular	-75dBm 8asu CDMA EvDo 2 bars 3G,,Call completed; voice clear	45.471092	-69.606578	Clear Voice	2	No
25	118	Verizon	-98dBm 42asu 3 bars 4G LTE,,Call completed; voice clear	45.471092	-69.606578	Clear Voice	3	No
26	34	AT&T	-76dBm 18asu HSPA 5 bars 4G,,Call completed; voice clear	45.44895	-69.590851	Clear Voice	5	No
26	87	US Cellular	-81dBm 4asu CDMA EvDo 2 bars 3G,,Call completed; voice clear	45.44895	-69.590851	Clear Voice	2	No
26	134	Verizon	-90dBm 50asu 5 bars 4G LTE,,Call completed; voice clear	45.44895	-69.590851	Clear Voice	5	No
27	36	AT&T	-73dBm 20asu HSPA 5 bars 4G,,Call completed; voice clear	45.461267	-69.597561	Clear Voice	5	No
27	86	US Cellular	-76dBm 4asu CDMA EvDo 3 bars 3G,,Call completed; voice clear	45.461267	-69.597561	Clear Voice	3	No
27	119	Verizon	-93dBm 47asu 4 bars 4G LTE,,Call completed; voice clear	45.461267	-69.597561	Clear Voice	4	No
28	35	AT&T	-91dBm 11asu HSPA 3 bars 4G,,Call completed; voice clear	45.4577	-69.593527	Clear Voice	3	No
28	85	US Cellular	-77dBm 4asu CDMA EvDo 3 bars 3G,,Call completed; voice clear	45.4577	-69.593527	Clear Voice	3	No
28	121	Verizon	-94dBm 46asu 4 bars 4G LTE,,Call completed; voice clear	45.4577	-69.593527	Clear Voice	4	No
29	37	AT&T	-107dBm 3asu HSPA 2 bars 4G,,Call completed; voice clear	45.453819	-69.583722	Clear Voice	2	No
29	83	US Cellular	-85dBm 4asu CDMA EvDo 2 bars 3G,,Call completed; voice clear	45.453819	-69.583722	Clear Voice	2	No
29	120	Verizon	-109dBm 32 asu 3 bars 4G LTE,,Call completed; voice clear	45.453819	-69.583722	Clear Voice	3	No
30	38	AT&T	-110dBm 2asu HSPA 1 bar 4G,,Call completed; clear voice	45.393705	-69.595991	Clear Voice	1	No

Test Site	Call No.	Carrier	Signal & Voice Quality	Latitude	Longitude	Call Quality	Reception Bars	Indoor
30	82	US Cellular	-93dBm 2asu CDMA EvDo 1 bar 3G,,Call completed; voice clear	45.393705	-69.595991	Clear Voice	1	No
30	95	Verizon	-103dBm 5asu CDMA eHRPD 1 bar 3G,,Call completed; frequent voice breaking	45.393705	-69.595991	Poor Call Quality	1	No
31	9	AT&T	No Signal - No Call	45.37518	-69.595533	No Signal	0	No
31	81	US Cellular	-102dBm 99asu CDMA EvDo 1 bar 3G,,Call completed; voice clear	45.37518	-69.595533	Clear Voice	1	No
31	94	Verizon	-104dBm 4asu CDMA eHRPD 1 bar 3G,,Call completed; minor voice breaking	45.37518	-69.595533	Minor Voice Cracking	1	No
32	10	AT&T	No Signal - No Call	45.36026	-69.605257	No Signal	0	No
32	84	US Cellular	-78dBm 4asu CDMA EvDo 2 bars 3G,,Call completed; voice clear	45.36026	-69.605257	Clear Voice	2	No
32	123	Verizon	-103dBm 5asu CDMA EHRPD 2 bars 3G,,Call completed; voice clear	45.36026	-69.605257	Clear Voice	2	No
33	11	AT&T	No Signal - No Call	45.362159	-69.646455	No Signal	0	No
33	78	US Cellular	-104dBm 99asu CDMA EvDo 1 bar 3G,,Call completed; voice clear	45.362159	-69.646455	Clear Voice	1	No
33	97	Verizon	-104dBm 4asu CDMA EHRPD 1 bar 3G,,Call completed; minor static	45.362159	-69.646455	Minor Voice Cracking	1	No
34	12	AT&T	No Signal - No Call	45.36351	-69.633008	No Signal	0	No
34	79	US Cellular	-90dBm 2asu CDMA EvDo 2 bars 3G,,Call completed; voice clear	45.36351	-69.633008	Clear Voice	2	No
34	125	Verizon	-99dBm 7asu CDMA EHRPD 2 bars 3G,,Call completed; voice clear	45.36351	-69.633008	Clear Voice	2	No
35	39	AT&T	-95dBm 9asu HSPA 3 bars 4G,,Call completed; voice clear	45.455709	-69.602388	Clear Voice	3	No
35	77	US Cellular	-84dBm 4asu CDMA EvDo 2 bars 3G,,Call completed; voice clear	45.455709	-69.602388	Clear Voice	2	No
35	124	Verizon	-95dBm 45asu 3 bars 4G LTE,,Call completed; voice clear	45.455709	-69.602388	Clear Voice	3	No
36	40	AT&T	-101dBm 6asu HSPA 2 bars 4G,,Call completed; voice clear	45.452335	-69.614519	Clear Voice	2	No
36	76	US Cellular	-79dBm 4asu CDMA EvDo 2 bars 3G,,Call completed; voice clear	45.452335	-69.614519	Clear Voice	2	No
36	126	Verizon	-98dBm 42asu 4 bars 4G LTE,,Call completed; voice clear	45.452335	-69.614519	Clear Voice	4	No
37	41	AT&T	-92dBm 11asu HSPA 3 bars 4G,,Call completed; voice clear	45.459495	-69.605067	Clear Voice	3	No
37	75	US Cellular	-82dBm 4asu CDMA EvDo 2 bars 3G,,Call completed; voice clear	45.459495	-69.605067	Clear Voice	2	No
37	132	Verizon	-99dBm 41asu 4 bars 4G LTE,,Call completed; voice clear	45.459495	-69.605067	Clear Voice	4	No
38	42	AT&T	-105dBm 4asu HSPA 2 bars 4G,,Call completed; voice clear	45.461791	-69.611929	Clear Voice	2	No
38	74	US Cellular	-84dBm 4asu CDMA EvDo 2 bars 3G,,Call completed; voice clear	45.461791	-69.611929	Clear Voice	2	No
38	127	Verizon	-113dBm 27asu 3 bars 4G LTE,,Call completed; voice clear	45.461791	-69.611929	Clear Voice	3	No
39	43	AT&T	-111dBm 2asu HSPA 1 bar 4G,,Call completed; voice clear	45.46335	-69.616058	Clear Voice	1	No
39	48	US Cellular	-94dBm 2asu CDMA EvDo 1 bar 3G,,Call completed; minor voice breaking	45.46335	-69.616058	Minor Voice Cracking	1	No
39	133	Verizon	-113dBm 27 asu 2 bars 4G LTE,,Call completed; voice clear	45.46335	-69.616058	Clear Voice	2	No
40	13	AT&T	Call Failed (twice) -107dBm 3asu HSPA 1 bar 4G	45.460459	-69.615355	No Signal	1	No
40	73	US Cellular	-84dBm 4asu CDMA EvDo 2 bars 3G,,Call completed; voice clear	45.460459	-69.615355	Clear Voice	2	No
40	128	Verizon	-114dBm 26 asu 2 bars 4G LTE,,Call completed; voice clear	45.460459	-69.615355	Clear Voice	2	No
41	44	AT&T	-95dBm 5asu HSPA 4 bars 4G,,Call completed; voice clear	45.458417	-69.618902	Clear Voice	4	No
41	69	US Cellular	-90dBm 2asu CDMA EvDo 2 bars 3G,,Call completed; voice clear	45.458417	-69.618902	Clear Voice	2	No
41	129	Verizon	-100dBm 40asu 3 bars 4G LTE,,Call completed; voice clear	45.458417	-69.618902	Clear Voice	3	No
42	45	AT&T	-97dBm 8asu HSPA 2 bars 4G,,Call completed; voice clear	45.460164	-69.623512	Clear Voice	2	No
42	71	US Cellular	-70dBm 8asu CDMA EvDo 3 bars 3G,,Call completed; voice clear	45.460164	-69.623512	Clear Voice	3	No
42	130	Verizon	-101dBm 39asu 3 bars 4G LTE,,Call completed; voice clear	45.460164	-69.623512	Clear Voice	3	No
43	46	AT&T	-89dBm 12asu HSPA 4 bars 4G,,Call completed; voice clear	45.475617	-69.631341	Clear Voice	4	No
43	72	US Cellular	-93dBm 2 asu EvDo 1 bar 3G,,Call completed; voice clear	45.475617	-69.631341	Clear Voice	1	No
43	131	Verizon	-98dBm 42 ASU 4 bars 4G,,Call completed; voice clear	45.475617	-69.631341	Clear Voice	4	No
44	14	AT&T	No Signal	45.671607	-69.446077	No Signal	0	No
44	50	US Cellular	-104dBm 99asu CDMA 1xRTT 1 bar 1x,,Call completed; voice clear	45.671607	-69.446077	Clear Voice	1	No
44	91	Verizon	-105dBm 4asu CDMA eHRPD 1 bar 3G,,Call initiated, call dropped 20 seconds in	45.671607	-69.446077	Poor Call Quality	1	No

Jackman Exchange

Test Site	Call No.	Carrier	Signal & Voice Quality	Latitude	Longitude	Call Quality	Reception Bars	Indoor
1	2	AT&T	No Signal - No Call	45.616638	-70.072705	No Signal	0	No
1	118	US Cellular	-101dBm 99asu CDMA 1xRTT 1 bar 1X,,Call completed; voice clear	45.616638	-70.072705	Clear Voice	1	No
1	54	Verizon	-111dBm 99asu CDMA EvDo 2 bars 3G,,Call completed; voice clear	45.616638	-70.072705	Clear Voice	2	No
2	3	AT&T	No Signal - No Call	45.617401	-70.243445	No Signal	0	No
2	95	US Cellular	-90dBm 4asu unknown 2 bars 3G,,Call completed; voice clear	45.617401	-70.243445	Clear Voice	2	No
2	55	Verizon	-89dBm 4asu CDMA 1xRTT 3 bars,,Call completed; voice clear	45.617401	-70.243445	Clear Voice	3	No
3	4	AT&T	No Signal - No Call	45.611026	-70.24756	No Signal	0	No
3	119	US Cellular	-91dBm 2 asu CDMA EvDo 2 bars 3G,,Call completed; voice clear	45.611026	-70.24756	Clear Voice	2	No
3	56	Verizon	-96dBm 1asu CDMA 1xRTT 2 bars,,Call completed; voice clear	45.611026	-70.24756	Clear Voice	2	No
4	5	AT&T	No Signal - No Call	45.606796	-70.251178	No Signal	0	No
4	120	US Cellular	-92dBm 2 asu CDMA EvDo 2 bars 3G,,Call completed; voice clear	45.606796	-70.251178	Clear Voice	2	No
4	57	Verizon	-97dBm 1asu CDMA 1xRTT 2 bars,,Call completed; voice clear	45.606796	-70.251178	Clear Voice	2	No
5	6	AT&T	No Signal - No Call	45.611664	-70.254294	No Signal	0	No
5	121	US Cellular	-90dBm 2asu unknown 2 bars 3G,,Call completed; voice clear	45.611664	-70.254294	Clear Voice	2	No
5	58	Verizon	-91dBm 2asu CDMA 1xRTT 2 bars,,Call completed; voice clear	45.611664	-70.254294	Clear Voice	2	No
6	7	AT&T	No Signal - No Call	45.617316	-70.248733	No Signal	0	No
6	123	US Cellular	-95dBm 2asu unknown 2 bars 3G,,Call completed; voice clear	45.617316	-70.248733	Clear Voice	2	No
6	59	Verizon	-84dBm 4asu CDMA 1xRTT 4 bars,,Call completed; voice clear	45.617316	-70.248733	Clear Voice	4	No
7	8	AT&T	No Signal - No Call	45.620353	-70.236085	No Signal	0	No
7	124	US Cellular	-85dBm 4asu unknown 3 bars 3G,,Call completed; voice clear	45.620353	-70.236085	Clear Voice	3	No
7	60	Verizon	-83dBm 4asu CDMA 1xRTT 4 bars,,Call completed; voice clear	45.620353	-70.236085	Clear Voice	4	No
8	9	AT&T	No Signal - No Call	45.624524	-70.221838	No Signal	0	No
8	125	US Cellular	-78dBm 8asu unknown 3 bars 3G,,Call completed; voice clear	45.624524	-70.221838	Clear Voice	3	No
8	61	Verizon	-85dBm 4asu CDMA 1xRTT 3 bars,,Call completed; voice clear	45.624524	-70.221838	Clear Voice	3	No
9	10	AT&T	No Signal - No Call	45.623096	-70.210674	No Signal	0	No
9	126	US Cellular	-94dBm 2asu CDMA EvDo 2 bars 3G,,Call completed; voice clear	45.623096	-70.210674	Clear Voice	2	No
9	45	Verizon	-117dBm 99asu CDMA eHRPD 1 bar 3G,,Call failed	45.623096	-70.210674	No Signal	1	No
10	11	AT&T	No Signal - No Call	45.627888	-70.214137	No Signal	0	No
10	128	US Cellular	-88dBm 4asu unknown 2 bars 3G,,Call completed; voice clear	45.627888	-70.214137	Clear Voice	2	No
10	46	Verizon	-105dBm 99 asu CDMA eHRDP 1 bar 3G,,Call started; call dropped at 20 seconds	45.627888	-70.214137	Poor Call Quality	1	No
11	12	AT&T	No Signal - No Call	45.632022	-70.194156	No Signal	0	No
11	129	US Cellular	-90dBm 4asu unknown 2 bars 3G,,Call completed; voice clear	45.632022	-70.194156	Clear Voice	2	No
11	62	Verizon	-120dBm 15asu 1 bar 4G LTE,,Call completed; voice clear	45.632022	-70.194156	Clear Voice	1	No
12	13	AT&T	No Signal - No Call	45.632319	-70.182171	No Signal	0	No
12	94	US Cellular	-108dBm 99asu CDMA EvDo 1 bar 3G,,Call completed; voice broke up twice during call	45.632319	-70.182171	Minor Voice Cracking	1	No
12	50	Verizon	-102dBm 1asu CDMA eHRPD 1 bar 3G,,Call dropped; voice cracking during entire call	45.632319	-70.182171	Poor Call Quality	1	No
13	14	AT&T	No Signal - No Call	45.629692	-70.164261	No Signal	0	No
13	130	US Cellular	-102dBm 1asu CDMA EvDo 1 bar 3G,,Call completed; voice clear	45.629692	-70.164261	Clear Voice	1	No
13	51	Verizon	-103dBm 1asu CDMA eHRPD 1 bar 3G,,Call completed; voice broken up for the majority of the call test	45.629692	-70.164261	Poor Call Quality	1	No
14	15	AT&T	No Signal - No Call	45.622858	-70.136014	No Signal	0	No
14	92	US Cellular	-104dBm 99asu CDMA 1xRTT 1 bar 1X,,Call completed; voice broken up at times	45.622858	-70.136014	Minor Voice Cracking	1	No
14	52	Verizon	-105dBm 99asu unknown 1 bar,,Call dropped; voice broken up during entire call	45.622858	-70.136014	Poor Call Quality	1	No
15	16	AT&T	No Signal - No Call	45.620687	-70.1217	No Signal	0	No
15	127	US Cellular	-102dBm 99asu CDMA 1xRTT 1 bar 1X,,Call completed; voice clear	45.620687	-70.1217	Clear Voice	1	No
15	53	Verizon	-95dBm 2asu CDMA eHRPD 2 bars 3G,,Call completed; voice broken up at times	45.620687	-70.1217	Minor Voice Cracking	2	No
16	17	AT&T	No Signal - No Call	45.623254	-70.106708	No Signal	0	No
16	93	US Cellular	-104dBm 99asu CDMA 1xRTT 1 bar 1X,,Call completed; minor voice breaking	45.623254	-70.106708	Minor Voice Cracking	1	No
16	63	Verizon	-126dBm 14asu 1 bar 4G LTE,,Call completed; voice clear	45.623254	-70.106708	Clear Voice	1	No
17	18	AT&T	No Signal - No Call	45.621589	-70.257011	No Signal	0	No

Test Site	Call No.	Carrier	Signal & Voice Quality	Latitude	Longitude	Call Quality	Reception Bars	Indoor
17	122	US Cellular	-85dBm 2 asu CDMA EvDo 2 bars 3G,,Call completed; voice clear	45.621589	-70.257011	Clear Voice	2	No
17	64	Verizon	-97dBm 1asu CDMA 1xRTT 2 bars,,Call completed; voice clear	45.621589	-70.257011	Clear Voice	2	No
18	19	AT&T	No Signal - No Call	45.660286	-70.269008	No Signal	0	No
18	117	US Cellular	-88dBm 2asu CDMA EvDo 2 bars 3G,,Call completed; voice clear	45.660286	-70.269008	Clear Voice	2	No
18	65	Verizon	-91dBm 2asu CDMA 1xRTT 3 bars,,Call completed; voice clear	45.660286	-70.269008	Clear Voice	3	No
19	20	AT&T	No Signal - No Call	45.683767	-70.28471	No Signal	0	No
19	98	US Cellular	-85dBm 4asu CDMA EvDo 2 bars 3G,,Call completed; voice clear	45.683767	-70.28471	Clear Voice	2	No
19	66	Verizon	-104dBm 1asu CDMA eHRPD 2 bars,,Call completed; voice clear	45.683767	-70.28471	Clear Voice	2	No
20	21	AT&T	No Signal - No Call	45.613509	-70.236123	No Signal	0	No
20	104	US Cellular	-91dBm 2asu CDMA EvDo 1 bar 3G,,Call completed; voice clear	45.613509	-70.236123	Clear Voice	1	No
20	67	Verizon	-91dBm 2asu 3 CDMA 1xRTT 3 bars,,Call completed; voice clear	45.613509	-70.236123	Clear Voice	3	No
21	22	AT&T	No Signal - No Call	45.560542	-70.13609	No Signal	0	No
21	102	US Cellular	-65dBm 8asu CDMA EvDo 4 bars 3G,,Call completed; voice clear	45.560542	-70.13609	Clear Voice	4	No
21	68	Verizon	-100dBm 40asu 5 bars 4G LTE,,Call completed; voice clear	45.560542	-70.13609	Clear Voice	5	No
22	23	AT&T	No Signal - No Call	45.429544	-70.047746	No Signal	0	No
22	88	US Cellular	No Signal - no call	45.429544	-70.047746	No Signal	0	No
22	47	Verizon	-104dBm 99asu CDMA 1xRTT 1 bar,,Call failed; would not dial out	45.429544	-70.047746	No Signal	1	No
23	24	AT&T	No Signal - No Call	45.516935	-70.09264	No Signal	0	No
23	99	US Cellular	-92dBm 2asu CDMA EvDo 1 bar 3G,,Call completed; voice clear	45.516935	-70.09264	Clear Voice	1	No
23	69	Verizon	-117dBm 23asu 2 bars 4G LTE,,Call completed; voice clear	45.516935	-70.09264	Clear Voice	2	No
24	25	AT&T	No Signal - No Call	45.522051	-70.094303	No Signal	0	No
24	100	US Cellular	-82dBm 8asu CDMA EvDo 3 bars 3G,,Call completed; voice clear	45.522051	-70.094303	Clear Voice	3	No
24	70	Verizon	-110dBm 30asu 5 bars 4G LTE,,Call completed; voice clear	45.522051	-70.094303	Clear Voice	5	No
25	26	AT&T	No Signal - No Call	45.783358	-70.356202	No Signal	0	No
25	89	US Cellular	No Signal - No Call	45.783358	-70.356202	No Signal	0	No
25	48	Verizon	No Signal - No Call	45.783358	-70.356202	No Signal	0	No
26	27	AT&T	No Signal - No Call	45.705519	-70.287139	No Signal	0	No
26	91	US Cellular	-99dBm 2 asu CDMA 1xRTT 1 bar 1x,,Call completed; minor voice breaking	45.705519	-70.287139	Minor Voice Cracking	1	No
26	71	Verizon	-117dBm 99asu CDMA eHRPD 1 bar,,Call completed; voice clear	45.705519	-70.287139	Clear Voice	1	No
27	28	AT&T	No Signal - No Call	45.80521	-70.393122	No Signal	0	No
27	90	US Cellular	No Signal - No call	45.80521	-70.393122	No Signal	0	No
27	49	Verizon	No Signal - No Call	45.80521	-70.393122	No Signal	0	No
28	29	AT&T	No Signal - No Call	45.535512	-70.102487	No Signal	0	No
28	101	US Cellular	-91dBm 2asu 2 bars 3G,,Call completed; voice clear	45.535512	-70.102487	Clear Voice	2	No
28	72	Verizon	-107dBm 33asu 3 bars 4G LTE,,Call completed; voice clear	45.535512	-70.102487	Clear Voice	3	No
29	30	AT&T	No Signal - No Call	45.612028	-70.216234	No Signal	0	No
29	106	US Cellular	-85dBm 4asu CDMA EvDo 3 bars 3G,,Call completed; voice clear	45.612028	-70.216234	Clear Voice	3	No
29	73	Verizon	-88dBm 4asu CDMA 1xRTT 3 bars,,Call completed; voice clear	45.612028	-70.216234	Clear Voice	3	No
30	31	AT&T	No Signal - No Call	45.65352	-70.265857	No Signal	0	No
30	114	US Cellular	-84dBm 4asu CDMA EvDo 2 bars 3G,,Call completed; voice clear	45.65352	-70.265857	Clear Voice	2	No
30	74	Verizon	-80dBm 8asu CDMA 1xRTT 3 bars,,Call completed; voice clear	45.65352	-70.265857	Clear Voice	3	No
31	32	AT&T	No Signal - No Call	45.648902	-70.271241	No Signal	0	No
31	113	US Cellular	-89dBm 2asu CDMA EvDo 2 bar 3G,,Call completed; voice clear	45.648902	-70.271241	Clear Voice	2	No
31	75	Verizon	-97dBm 1asu CDMA 1xRTT 2 bars,,Call completed; voice clear	45.648902	-70.271241	Clear Voice	2	No
32	33	AT&T	No Signal - No Call	45.612482	-70.226231	No Signal	0	No
32	115	US Cellular	-83dBm 4asu CDMA EvDo 3 bars 3G,,Call completed; voice clear	45.612482	-70.226231	Clear Voice	3	No
32	76	Verizon	-99dBm 1asu CDMA 1xRTT 2 bars,,Call completed; voice clear	45.612482	-70.226231	Clear Voice	2	No
33	34	AT&T	No Signal - No Call	45.648529	-70.254322	No Signal	0	No
33	112	US Cellular	-84dBm 4asu CDMA EvDo 3 bars 3G,,Call completed; voice clear	45.648529	-70.254322	Clear Voice	3	No

Test Site	Call No.	Carrier	Signal & Voice Quality	Latitude	Longitude	Call Quality	Reception Bars	Indoor
33	77	Verizon	-104dBm 99asu CDMA 1xRTT 2 bars,,Call completed; voice clear	45.648529	-70.254322	Clear Voice	2	No
34	35	AT&T	No Signal - No Call	45.64317	-70.262526	No Signal	0	No
34	111	US Cellular	-71dBm 8asu CDMA EvDo 3 bars 3G,,Call completed; voice clear	45.64317	-70.262526	Clear Voice	3	No
34	78	Verizon	-88dBm 4asu CDMA 1xRTT 3 bars,,Call completed; voice clear	45.64317	-70.262526	Clear Voice	3	No
35	36	AT&T	No Signal - No Call	45.635234	-70.261747	No Signal	0	No
35	110	US Cellular	-92dBm 2asu CDMA EvDo 1 bar 3G,,Call completed; voice clear	45.635234	-70.261747	Clear Voice	1	No
35	79	Verizon	-91dBm 2asu CDMA 1xRTT 2 bars,,Call completed; voice clear	45.635234	-70.261747	Clear Voice	2	No
36	37	AT&T	No Signal - No Call	45.63321	-70.242328	No Signal	0	No
36	109	US Cellular	-73dBm 8asu CDMA EvDo 3 bars 3G,,Call completed; voice clear	45.63321	-70.242328	Clear Voice	3	No
36	80	Verizon	-71dBm 16asu 5 bars,,Call completed; voice clear	45.63321	-70.242328	Clear Voice	5	No
37	38	AT&T	No Signal - No Call	45.630451	-70.261443	No Signal	0	No
37	108	US Cellular	-81dBm 4asu CDMA EvDo 2 bars 3G,,Call completed;voice clear	45.630451	-70.261443	Clear Voice	2	No
37	81	Verizon	-86dBm 4asu CDMA 1xRTT 3 bars,,Call completed; voice clear	45.630451	-70.261443	Clear Voice	3	No
38	39	AT&T	No Signal - No Call	45.629529	-70.255368	No Signal	0	No
38	107	US Cellular	-91dBm 2asu CDMA EvDo 2 bars 3G,,Call completed; voice clear	45.629529	-70.255368	Clear Voice	2	No
38	82	Verizon	-92dBm 2asu CDMA 1xRTT 3 bars,,Call completed; voice clear	45.629529	-70.255368	Clear Voice	3	No
39	40	AT&T	No Signal - No Call	45.626078	-70.256875	No Signal	0	No
39	105	US Cellular	-91dBm 2asu CDMA EvDo 2 bars 3G,,Call completed; voice clear	45.626078	-70.256875	Clear Voice	2	No
39	83	Verizon	-94dBm 2asu CDMA 1xRTT 3 bars,,Call completed; voice clear	45.626078	-70.256875	Clear Voice	3	No
40	41	AT&T	No Signal - No Call	45.6444	-70.244216	No Signal	0	No
40	103	US Cellular	-77dBm 4asu CDMA EvDo 2 bars 3G,,Call completed; voice clear	45.6444	-70.244216	Clear Voice	2	No
40	84	Verizon	-85dBm 4asu CDMA 1xRTT 4 bars,,Call completed; voice clear	45.6444	-70.244216	Clear Voice	4	No
41	42	AT&T	No Signal - No Call	45.619301	-70.253551	No Signal	0	No
41	116	US Cellular	-88dBm 4asu unknown 3 bars 3G,,Call completed; voice clear	45.619301	-70.253551	Clear Voice	3	No
41	85	Verizon	-93dBm 2 asu CDMA 1xRTT 4 bars,,Call completed; voice clear	45.619301	-70.253551	Clear Voice	4	No
42	43	AT&T	No Signal - No Call	45.622087	-70.250434	No Signal	0	No
42	96	US Cellular	-85dBm 4asu unknown 3 bars 3G,,Call completed; voice clear	45.622087	-70.250434	Clear Voice	3	No
42	86	Verizon	-81dBm 8asu CDMA 1xRTT 4 bars,,Call completed; voice clear	45.622087	-70.250434	Clear Voice	4	No
43	44	AT&T	No Signal - No Call	45.641449	-70.221901	No Signal	0	No
43	97	US Cellular	-94dBm 2asu CDMA EvDo 1 bar 3G,,Call completed; voice clear	45.641449	-70.221901	Clear Voice	1	No
43	87	Verizon	-113dBm 99asu CDMA eHRPD 1 bar 3G,,Call completed; voice clear	45.641449	-70.221901	Clear Voice	1	No

Rangeley Exchange

Test Site	Call No.	Carrier	Signal & Voice Quality	Latitude	Longitude	Call Quality	Reception Bars	Indoor
1	98	AT&T	No Call - No Signal	44.886727	-70.775583	No Signal	0	No
1	4	US Cellular	No Call - No Signal	44.886821	-70.775665	No Signal	0	No
1	54	Verizon	No Call - No Signal	44.88657	-70.775731	No Signal	0	No
2	99	AT&T	No Signal, No Call	44.926396	-70.615492	No Signal	0	No
2	15	US Cellular	-103dBm 1asu CDMA EvDo 1 bar 3G,,Call completed; voice clear	44.926396	-70.615492	Clear Voice	1	No
2	62	Verizon	-103dBm 99asu unknown network, 1 bar,,Call completed; minor voice breaking up, static during dialing	44.926396	-70.615492	Minor Voice Cracking	1	No
3	100	AT&T	No Signal - No Call	44.940613	-70.624125	No Signal	0	No
3	16	US Cellular	-80dBm 4asu CDMA EvDo 2 bars 3G,,Call completed; voice clear	44.940613	-70.624125	Clear Voice	2	No
3	69	Verizon	-108dBm 32asu 2 bars 4G LTE,,Call completed; voice clear	44.940613	-70.624125	Clear Voice	2	No
4	101	AT&T	No Signal - No Call	44.946227	-70.636248	No Signal	0	No
4	17	US Cellular	-87dBm 2asu CDMA EvDo 2 bars 3G,,Call completed; voice clear	44.946227	-70.636248	Clear Voice	2	No
4	70	Verizon	-107dBm 33asu 2 bars 4G LTE,,Call completed; voice clear	44.946227	-70.636248	Clear Voice	2	No
5	102	AT&T	No Signal - No Call	44.968734	-70.594902	No Signal	0	No
5	18	US Cellular	-84dBm 2asu CDMA EvDo 2 bars 3G,,Call completed; voice clear	44.968734	-70.594902	Clear Voice	2	No
5	71	Verizon	-109dBm 31asu 2 bars 4G LTE,,Call completed; voice clear	44.968734	-70.594902	Clear Voice	2	No
6	103	AT&T	No Signal, No Call	44.957469	-70.613201	No Signal	0	No
6	19	US Cellular	-97dBm 1asu CDMA EvDo 1 bar 3G,,Call completed; voice clear	44.957469	-70.613201	Clear Voice	1	No
6	72	Verizon	-106dBm 32asu 2 bars 4G LTE,,Call completed; voice clear	44.957469	-70.613201	Clear Voice	2	No
7	104	AT&T	No signal, no call	44.953959	-70.633523	No Signal	0	No
7	20	US Cellular	-82dBm 4asu CDMA EvDo 2 bars 3G,,Call completed; voice clear	44.953959	-70.633523	Clear Voice	2	No
7	73	Verizon	-111dBm 29asu 2 bars 4G LTE,,Call completed; voice clear	44.953959	-70.633523	Clear Voice	2	No
8	105	AT&T	No Signal - No Call	44.955376	-70.646415	No Signal	0	No
8	21	US Cellular	-84dBm 4asu CDMA EvDo 2 bars 3G,,Call completed; voice clear	44.955376	-70.646415	Clear Voice	2	No
8	74	Verizon	-106dBm 32asu 2 bars 4G LTE,,Call completed; voice clear	44.955376	-70.646415	Clear Voice	2	No
10	107	AT&T	No signal, no call	44.96278	-70.639908	No Signal	0	No
10	23	US Cellular	-96dBm 1 asu CDMA EvDo 1 bar 3G,,Call completed; voice clear	44.96278	-70.639908	Clear Voice	1	No
10	75	Verizon	-120dBm 20asu 2 bars 4G LTE,,Call completed; voice clear	44.96278	-70.639908	Clear Voice	2	No
11	108	AT&T	No signal - no call	44.965274	-70.644216	No Signal	0	No
11	22	US Cellular	-96dBm 2asu CDMA EvDo 1 bar 3G,,Call completed; voice clear	44.965274	-70.644216	Clear Voice	1	No
11	76	Verizon	-108dBm 32asu 2 bars 4G LTE,,Call completed; voice clear	44.965274	-70.644216	Clear Voice	2	No
12	109	AT&T	No Signal - No call	44.97395	-70.649337	No Signal	0	No
12	24	US Cellular	-101dBm 1asu CDMA EvDo 1 bar 3G,,Call completed; voice clear	44.97395	-70.649337	Clear Voice	1	No
12	77	Verizon	-97dBm 1asu CDMA eHRPD 2 bars 3G,,Call completed; voice clear	44.97395	-70.649337	Clear Voice	2	No
13	110	AT&T	No Signal - No Call	45.022238	-70.63962	No Signal	0	No
13	6	US Cellular	No Signal - No Call	45.022238	-70.63962	No Signal	0	No
13	52	Verizon	No Signal - No Call	45.022238	-70.63962	No Signal	0	No
14	111	AT&T	No signal - no call	44.966539	-70.650941	No Signal	0	No
14	25	US Cellular	-105dBm 2asu CDMA EvDo 1 bar 3G,,Call completed; voice clear	44.966539	-70.650941	Clear Voice	1	No
14	63	Verizon	-132dBm 13asu 1 bar 4G LTE,,Call completed; voice breaking up often	44.966539	-70.650941	Poor Call Quality	1	No
15	112	AT&T	No Signal - No Call	45.001605	-70.646837	No Signal	0	No
15	29	US Cellular	-110dBm 99asu CDMA EvDo 1 bar 3G,,Call completed; voice clear	45.001605	-70.646837	Clear Voice	1	No
15	64	Verizon	-94dBm 99asu 1 bar, unknown network,,Call completed; minor voice cracking	45.001605	-70.646837	Minor Voice Cracking	1	No
16	113	AT&T	No Signal - No Call	44.967945	-70.664568	No Signal	0	No
16	50	US Cellular	-103dBm 99asu CDMA EvDo 1 bar 3G,,Call completed; voice breaking up throughout entire call	44.967945	-70.664568	Poor Call Quality	1	No
16	80	Verizon	-126dBm 14asu 2 bars 4G LTE,,Call completed; voice clear	44.967945	-70.664568	Clear Voice	2	No
17	114	AT&T	No Signal - No Call	44.967336	-70.68015	No Signal	0	No
17	26	US Cellular	-96dBm 2asu CDMA EvDo 1 bar 3G,,Call completed; voice clear	44.967336	-70.68015	Clear Voice	1	No
17	79	Verizon	-112dBm 26asu 2 bars 4G LTE,,Call completed; voice clear	44.967336	-70.68015	Clear Voice	2	No
18	115	AT&T	No Signal - No Call	44.980696	-70.657704	No Signal	0	No
18	27	US Cellular	-92dBm 2asu CDMA EvDo 2 bar 3G,,Call completed; voice clear	44.980696	-70.657704	Clear Voice	2	No

Test Site	Call No.	Carrier	Signal & Voice Quality	Latitude	Longitude	Call Quality	Reception Bars	Indoor
18	78	Verizon	-111dBm 29asu 2 bars 4G LTE,,Call completed; voice clear	44.980696	-70.657704	Clear Voice	2	No
19	116	AT&T	No Signal - No Call	44.987224	-70.657498	No Signal	0	No
19	28	US Cellular	-93dBm 2asu CDMA EvDo 1 bar 3G,,Call completed; voice clear	44.987224	-70.657498	Clear Voice	1	No
19	65	Verizon	-116dBm 24asu 2 bars 4G LTE,,Call completed; minor voice cracking	44.987224	-70.657498	Minor Voice Cracking	2	No
20	117	AT&T	No Signal - No Call	44.975799	-70.734763	No Signal	0	No
20	30	US Cellular	-87dBm 2 asu CDMA EvDo 3 bars 3G,,Call completed; clear voice	44.975799	-70.734763	Clear Voice	3	No
20	81	Verizon	-113dBm 27asu 2 bars 4G LTE,,Call completed; voice clear	44.975799	-70.734763	Clear Voice	2	No
21	118	AT&T	No Signal - No Call	44.988109	-70.735096	No Signal	0	No
21	31	US Cellular	-80dBm 4asu CDMA EvDo 2 bars 3G,,Call completed; voice clear	44.988109	-70.735096	Clear Voice	2	No
21	82	Verizon	-114dBm 27 asu 2 bars 4G LTE,,Call completed; voice clear	44.988109	-70.735096	Clear Voice	2	No
22	119	AT&T	No Signal - No Call	44.971371	-70.709983	No Signal	0	No
22	32	US Cellular	-100dBm 1asu CDMA EvDo 1 bar 3G,,Call completed; voice clear	44.971371	-70.709983	Clear Voice	1	No
22	83	Verizon	-101dBm 1asu 2 bars, unknown network,,Call completed; voice clear	44.971371	-70.709983	Clear Voice	2	No
23	120	AT&T	No Signal - No Call	44.962346	-70.693196	No Signal	0	No
23	33	US Cellular	-94dBm 1asu CDMA EvDo 2 bars 3G,,Call completed; voice clear	44.962346	-70.693196	Clear Voice	2	No
23	84	Verizon	-115dBm 25asu 2 bars 4G LTE,,Call completed; voice clear	44.962346	-70.693196	Clear Voice	2	No
24	121	AT&T	No Signal - No Call	44.95924	-70.716546	No Signal	0	No
24	34	US Cellular	-100dBm 1asu CDMA EvDo 1 bar 3G,,Call completed; voice clear	44.95924	-70.716546	Clear Voice	1	No
24	85	Verizon	-117dBm 18 asu 1 bar 4G LTE,,Call completed; voice clear	44.95924	-70.716546	Clear Voice	1	No
25	122	AT&T	No Signal - No Call	44.90484	-70.783238	No Signal	0	No
25	35	US Cellular	-100dBm 1asu CDMA EvDo 1 bar 3G,,Call completed; voice clear	44.90484	-70.783238	Clear Voice	1	No
25	86	Verizon	-124dBm 16asu 2 bars 4G LTE,,Call completed; voice clear	44.90484	-70.783238	Clear Voice	2	No
26	123	AT&T	No Signal - No Call	44.882311	-70.751284	No Signal	0	No
26	7	US Cellular	No Signal - No Call	44.882311	-70.751284	No Signal	0	No
26	53	Verizon	No Call - No Signal	44.882311	-70.751284	No Signal	0	No
27	124	AT&T	No Signal - No Call	44.967079	-70.760059	No Signal	0	No
27	37	US Cellular	-73dBm 8asu CDMA EvDo 3 bars 3G,,Call completed; voice clear	44.967079	-70.760059	Clear Voice	3	No
27	87	Verizon	-104dBm 36 3 bars 4G LTE,,Call completed; voice clear	44.967079	-70.760059	Clear Voice	3	No
28	125	AT&T	No Signal - No Call	44.91978	-70.77143	No Signal	0	No
28	38	US Cellular	-97dBm 1asu CDMA EvDo 1 bar 3G,,Call completed; voice clear	44.91978	-70.77143	Clear Voice	1	No
28	89	Verizon	-101dBm 2asu CDMA eHRPD 2 bars 3G,,Call completed; voice clear	44.91978	-70.77143	Clear Voice	2	No
29	126	AT&T	No Signal - No Call	44.963269	-70.79303	No Signal	0	No
29	39	US Cellular	-77dBm 4asu CDMA 3 bars 3G,,Call completed; voice clear	44.963269	-70.79303	Clear Voice	3	No
29	91	Verizon	-109dBm 39asu 3 bars 4G LTE,,Call completed; voice clear	44.963269	-70.79303	Clear Voice	3	No
30	127	AT&T	No Signal - No Call	44.955065	-70.790789	No Signal	0	No
30	40	US Cellular	-84dBm 4asu CDMA 2 bars 3G,,Call completed; voice clear	44.955065	-70.790789	Clear Voice	2	No
30	90	Verizon	-110 30asu 3 bars 4G LTE,,Call completed; voice clear	44.955065	-70.790789	Clear Voice	3	No
31	128	AT&T	No Signal - No Test	44.942387	-70.788703	No Signal	0	No
31	41	US Cellular	-102dBm 1asu CDMA EvDo 1 bar 3G,,Call completed; call clear	44.942387	-70.788703	Clear Voice	1	No
31	66	Verizon	-102dBm 99asu CDMA 1xRTT 1 bar,,Call completed; voice cracking at times	44.942387	-70.788703	Minor Voice Cracking	1	No
32	129	AT&T	No Signal - No Call	45.013059	-70.832894	No Signal	0	No
32	42	US Cellular	-100dBm 1 asu CDMA 1 bar 3G,,Call completed; voice clear	45.013059	-70.832894	Clear Voice	1	No
32	92	Verizon	-112dBm 23 asu 1 bar 4G LTE,,Call completed; voice clear	45.013059	-70.832894	Clear Voice	1	No
33	130	AT&T	No Signal - No Call	44.963106	-70.772388	No Signal	0	No
33	43	US Cellular	-84dBm 4asu CDMA 2 bars 3G,,Call completed; clear voice	44.963106	-70.772388	Clear Voice	2	No
33	94	Verizon	-110dBm 30asu 2 bars 4G LTE,,Call completed; voice clear	44.963106	-70.772388	Clear Voice	2	No
34	131	AT&T	No Signal - No Call	44.966167	-70.774478	No Signal	0	No
34	44	US Cellular	-73dBm 8 asu CDMA 4 bars 3G,,Call completed; voice clear	44.966167	-70.774478	Clear Voice	4	No
34	93	Verizon	-103dBm 37asu 3 bars 4G LTE,,Call completed; voice clear	44.966167	-70.774478	Clear Voice	3	No
35	132	AT&T	No Signal - No Call	44.954856	-70.759817	No Signal	0	No

Test Site	Call No.	Carrier	Signal & Voice Quality	Latitude	Longitude	Call Quality	Reception Bars	Indoor
35	45	US Cellular	-103dBm 1asu CDMA 1 bar 3G,,Call completed; voice clear	44.954856	-70.759817	Clear Voice	1	No
35	95	Verizon	-115dBm 25asu 2 bars 4G LTE,,Call completed; voice clear	44.954856	-70.759817	Clear Voice	2	No
36	133	AT&T	No Signal - No Call	44.938442	-70.750479	No Signal	0	No
36	47	US Cellular	-93dBm 2asu CDMA 1 bar 3G,,Call completed; voice clear	44.938442	-70.750479	Clear Voice	1	No
36	96	Verizon	-117dBm 23asu 1 bar 4G LTE,,Call completed; voice clear	44.938442	-70.750479	Clear Voice	1	No
37	134	AT&T	No Signal - No Call	44.93394	-70.65754	No Signal	0	No
37	48	US Cellular	-95dBm 2asu CDMA 1 Bar 3G,,Call completed; voice clear	44.93394	-70.65754	Clear Voice	1	No
37	67	Verizon	-113dBm 25asu 2 bars 4G LTE,,Call completed; static at times, no drop outs	44.93394	-70.65754	Minor Voice Cracking	2	No
38	135	AT&T	No Signal - No Call	44.927467	-70.634957	No Signal	0	No
38	49	US Cellular	-100dBm 1asu CDMA 1 bar 3G,,Call completed; clear voice	44.927467	-70.634957	Clear Voice	1	No
38	68	Verizon	-104dBm 99asu CDMA 1xRTT 2 bars,,Call completed; voice cracking up at times	44.927467	-70.634957	Minor Voice Cracking	2	No
39	136	AT&T	No Signal - No Call	44.902328	-70.614726	No Signal	0	No
39	13	US Cellular	No Signal - No Call	44.902328	-70.614726	No Signal	0	No
39	59	Verizon	No Signal - No Call	44.902328	-70.614726	No Signal	0	No
40	137	AT&T	No Signal - No Call	44.88973	-70.577731	No Signal	0	No
40	11	US Cellular	No Signal - No Call	44.88973	-70.577731	No Signal	0	No
40	57	Verizon	No Signal - No Call	44.88973	-70.577731	No Signal	0	No
41	138	AT&T	No Signal - No Call	44.893735	-70.560479	No Signal	0	No
41	10	US Cellular	No Signal - No Call	44.893735	-70.560479	No Signal	0	No
41	56	Verizon	No Signal - No Call	44.893735	-70.560479	No Signal	0	No
42	139	AT&T	No Signal - No Call	44.888744	-70.592634	No Signal	0	No
42	12	US Cellular	No Signal - No Call	44.888744	-70.592634	No Signal	0	No
42	55	Verizon	No Signal - No Call	44.888744	-70.592634	No Signal	0	No
43	140	AT&T	No Signal - No Call	44.891246	-70.601078	No Signal	0	No
43	9	US Cellular	No Signal - No Call	44.891246	-70.601078	No Signal	0	No
43	58	Verizon	No Signal - No Call	44.891246	-70.601078	No Signal	0	No
44	141	AT&T	No Signal - No Call	44.906056	-70.726688	No Signal	0	No
44	46	US Cellular	-82dBm 4asu CDMA 3 bars 3G,,Call completed; voice clear	44.906056	-70.726688	Clear Voice	3	No
44	97	Verizon	-115dBm 25asu 2 bars 4G LTE,,Call completed; voice clear	44.906056	-70.726688	Clear Voice	2	No
45	142	AT&T	No Signal - No Call	44.912571	-70.609683	No Signal	0	No
45	8	US Cellular	No Signal - No Call	44.912571	-70.609683	No Signal	0	No
45	60	Verizon	No Signal - No Call	44.912571	-70.609683	No Signal	0	No
46	143	AT&T	No Signal - No Call	44.9681	-70.731557	No Signal	0	No
46	36	US Cellular	-79dBm 4asu CDMA EvDo 2 bars 3G,,Call completed; voice clear	44.9681	-70.731557	Clear Voice	2	No
46	88	Verizon	-98dBm 42asu 4 bars 4G LTE,,Call completed; voice clear	44.9681	-70.731557	Clear Voice	4	No
47	144	AT&T	No Signal - No Call	44.896301	-70.550589	No Signal	0	No
47	14	US Cellular	No Signal - No Call	44.896301	-70.550589	No Signal	0	No
47	61	Verizon	No Signal - No Call	44.896301	-70.550589	No Signal	0	No

Sedgwick Exchange

Test Site	Call No.	Carrier	Signal & Voice Quality	Latitude	Longitude	Call Quality	Reception Bars	Indoor
1	8	AT&T	-81dBm 14asu HSPA 4 bars 4G,,Call completed; voice clear	44.364366	-68.625553	Clear Voice	4	No
1	49	US Cellular	-71dBm 9 asu 3 bars CDMA EvDo,,Call completed; clear voice	44.364396	-68.625584	Clear Voice	3	No
1	89	Verizon	-79dBm 99asu 1xRTT 5 bars 1X,,Call completed; clear voice	44.364366	-68.625543	Clear Voice	5	No
2	7	AT&T	Town Office,-113dBm 0asu, 4G, 1 bars HSPA,,Call completed, no drops, minor crackle, voice clear	44.308096	-68.615937	Minor Voice Cracking	1	Yes
2	42	US Cellular	Town Office, Call Failed, would not connect, No signal	44.308136	-68.615937	No Signal	0	Yes
2	83	Verizon	Town Office, Call Failed, no signal	44.308124	-68.615928	No Signal	0	Yes
3	9	AT&T	-79dBm 17asu HSPA 4 bars 4G,,Call completed; voice clear	44.344877	-68.595899	Clear Voice	4	No
3	50	US Cellular	-69dBm 8 asu 3 bars CDMA EvDo,,Call completed; clear voice	44.34486	-68.595863	Clear Voice	3	No
3	90	Verizon	-76dBm 99asu 1xRTT 5 bars 1X,,Call completed; clear voice	44.344874	-68.595922	Clear Voice	5	No
4	10	AT&T	-87dBm 13 asu HSPA 4 bars 4G,,Call completed; clear voice	44.322941	-68.675812	Clear Voice	4	No
4	45	US Cellular	-80dBm 1 asu 1 bar 3G,,Call completed; voice breaking up	44.322821	-68.675682	Minor Voice Cracking	1	No
4	91	Verizon	-90dBm 99asu 1xRTT 3 bars 1X,,Call completed; voice clear	44.322796	-68.675734	Clear Voice	3	No
5	11	AT&T	-102dBm 6asu HSPA+ 2 bars 4G,,Call completed; clear voice	44.304136	-68.674041	Clear Voice	2	No
5	46	US Cellular	-103dBm 99asu 0 bars, network unknown,,Call completed; voice breaking up	44.304203	-68.674068	Poor Call Quality	0	No
5	78	Verizon	-99dBm 99asu 1xRTT 2 bars 1X,,Call Failed; would not dial out	44.304152	-68.674126	No Signal	2	No
6	12	AT&T	-82dBm 16 asu HSPA+ 4bars 4G,,Call completed; clear voice	44.306159	-68.577406	Clear Voice	4	No
6	51	US Cellular	-82dBm 4asu 3 bars CDMA EvDO,,Call completed; clear voice	44.30618	-68.577428	Clear Voice	3	No
6	92	Verizon	-86dBm 99asu 1xRTT 4 bars 1X,,Call completed; clear voice	44.306164	-68.577439	Clear Voice	4	No
7	13	AT&T	-97dBm 8 asu HSPA 3 bars 4G,,Call completed; clear voice	44.323333	-68.570736	Clear Voice	3	No
7	52	US Cellular	-90dBm 4asu 2 bars, unknown network,,Call completed; clear voice	44.323328	-68.570729	Clear Voice	2	No
7	93	Verizon	-87dBm 99asu 1xRTT 3 bars 1X,,Call completed; clear voice	44.323302	-68.570736	Clear Voice	3	No
8	14	AT&T	-86dBm 14 asu HSPA 4 bars 4G,,Call completed; clear voice	44.288454	-68.555281	Clear Voice	4	No
8	53	US Cellular	-72dBm 8 asu CDMA EvDO 4 bars,,Call completed; clear voice	44.288488	-68.55527	Clear Voice	4	No
8	94	Verizon	-97dBm 99asu 1xRTT 3 bars,,Call completed; clear voice	44.288452	-68.555273	Clear Voice	3	No
9	15	AT&T	-80dBm 17asu HSPA 4 bars 4G,,Call completed; clear voice	44.281299	-68.532987	Clear Voice	4	No
9	54	US Cellular	-82dBm 4 asu 3 bars CDMA EvDO,,Call completed; clear voice	44.281339	-68.532983	Clear Voice	3	No
9	95	Verizon	-90dBm 99asu 1xRTT 3 bars 1X,,Call completed; clear voice	44.281293	-68.532996	Clear Voice	3	No
10	16	AT&T	-95dBm 9 asu HSPA+ 3 bars 4G,,Call completed; clear voice	44.263612	-68.522585	Clear Voice	3	No
10	55	US Cellular	-79dBm 4asu CDMA EvDO 2 bars 3G,,Call completed; clear voice	44.263603	-68.522557	Clear Voice	2	No
10	96	Verizon	-93dBm 99asu 1xRTT 3 bars,,Call completed; clear voice	44.263592	-68.522567	Clear Voice	3	No
11	17	AT&T	-90dBm 12 asu HSPA+ 3 bars 4G,,Call completed; clear voice	44.257081	-68.545397	Clear Voice	3	No
11	56	US Cellular	-86dBm 4 asu 2 bars unknown network,,Call completed; clear voice	44.257062	-68.545349	Clear Voice	2	No
11	97	Verizon	-97dBm 99asu 1xRTT 2 bars,,Call completed; clear voice	44.257028	-68.545298	Clear Voice	2	No
12	18	AT&T	-103dBm 5 asu HSPA+ 2 bars 4G LTE,,Call completed; voice clear	44.23638	-68.544587	Clear Voice	2	No
12	57	US Cellular	-93dBm 2 asu 2 bars unknown network,,Call completed; clear voice	44.236358	-68.544577	Clear Voice	2	No
12	98	Verizon	-98dBm 99asu 1xRTT 2 bars,,Call completed; clear voice	44.236391	-68.544592	Clear Voice	2	No
13	19	AT&T	-98dBm 8 asu HSPA+ 2 bars 4G,,Call completed; voice clear	44.230661	-68.532467	Clear Voice	2	No
13	58	US Cellular	-94dBm 2 asu CDMA EvDO 3 bars,,Call completed, clear voice	44.230664	-68.532477	Clear Voice	3	No
13	99	Verizon	-100dBm 99asu 1xRTT 3 bars,,Call completed; clear voice	44.230643	-68.532462	Clear Voice	3	No
14	6	AT&T	-110dBm 28asu 2 bars 4G LTE,,Call failed; would not connect to dial	44.237812	-68.53231	No Signal	2	No
14	59	US Cellular	-91dBm 2 asu CDMA EvDO 1 bar 3G,,Call completed; clearly	44.237821	-68.532285	Clear Voice	1	No
14	100	Verizon	-100dBm 99asu 1xRTT 1 bar,,Call completed, clear voice	44.237794	-68.532302	Clear Voice	1	No
15	20	AT&T	-102 6 asu HSPA+ 2 Bars 4G,,Call completed clearly.	44.24631	-68.532619	Clear Voice	2	No
15	60	US Cellular	-90 4 asu Unknown 2 Bars 3G,,Call completed clearly.	44.246315	-68.532617	Clear Voice	2	No
15	101	Verizon	-94 99 asu 1xRTT 3 Bars 1x,,Call completed clearly.	44.246311	-68.532612	Clear Voice	3	No
16	21	AT&T	-103 5 asu HSPA+ 2 Bars 4G,,Call completed clearly.	44.248704	-68.544028	Clear Voice	2	No
16	61	US Cellular	-96 2 asu Unknown 2 Bars 3G,,Call completed clearly.	44.248666	-68.544038	Clear Voice	2	No
16	102	Verizon	-97 99 asu 1xRTT 2 Bars 1x,,Call completed clearly	44.248698	-68.544015	Clear Voice	2	No
17	22	AT&T	-108 2 asu HSPA+ 1 Bar 4G,,Call completed clearly.	44.252064	-68.563288	Clear Voice	1	No
17	62	US Cellular	-99 1 asu Unknown 1 Bar 3G,,Call completed clearly.	44.25206	-68.563274	Clear Voice	1	No
17	79	Verizon	-99 99 asu 1xRTT 1 Bar 1x,,Call dropped.	44.25208	-68.563296	No Signal	1	No
18	23	AT&T	-97 9 asu HSPA+ 3 Bars 4G,,Call completed clearly.	44.260229	-68.564941	Clear Voice	3	No

Test Site	Call No.	Carrier	Signal & Voice Quality	Latitude	Longitude	Call Quality	Reception Bars	Indoor
18	63	US Cellular	-90 4 asu Unknown 2 Bars 3G,,Call completed clearly.	44.260196	-68.564941	Clear Voice	2	No
18	80	Verizon	-100 99 asu 1xRTT 2 Bars 1x,,Call dropped.	44.260193	-68.564937	No Signal	2	No
19	24	AT&T	--95 9 asu HSPA+ 3 Bard 4G,,Call completed clearly.	44.265982	-68.568983	Clear Voice	3	No
19	64	US Cellular	-91 2 asu CDMA - EvDo rev. A 2 Bars 3G,,Call completed clearly.	44.266	-68.569005	Clear Voice	2	No
19	103	Verizon	-97 99 asu 1xRTT 2 Bars 1x,,Call completed clearly.	44.266009	-68.569048	Clear Voice	2	No
20	25	AT&T	-91 7 asu HSPA+ 3 Bard 4G,,Phone call completed clearly.	44.266769	-68.586386	Clear Voice	3	No
20	65	US Cellular	-89 2 asu CDMA - EvDo rev. A 1 Bar 3G,,Call completed clearly	44.266936	-68.586354	Clear Voice	1	No
20	85	Verizon	-96 00 asu 1xRTT 2 Bars 1x,,Call completed but a little choppy.	44.266811	-68.586403	Minor Voice Cracking	2	No
21	26	AT&T	-99 7asu HSPA+ 2 Bars 4G,,Call Completed Clearly	44.277081	-68.608937	Clear Voice	2	No
21	66	US Cellular	-87 2 asu CDMA - EvDo rev. A,,Call completed clearly.	44.277142	-68.609016	Clear Voice	1	No
21	104	Verizon	-97 99 asu 1xRTT 2 Bars 1x,,Call completed clearly	44.277112	-68.608989	Clear Voice	2	No
22	27	AT&T	-101dBm 8asu HSPA+ 2 bars 4G,,Call completed, clear voice	44.285799	-68.62021	Clear Voice	2	No
22	67	US Cellular	-87dBm 2asu CDMA - EvDo rev 2 bars 3G,,Call completed, clear voice	44.285854	-68.620173	Clear Voice	2	No
22	105	Verizon	-98dBm 99asu 1xRTT 2 bars 1x,,Call completed, clear voice	44.28571	-68.620169	Clear Voice	2	No
23	28	AT&T	-100dBm 7asu HSPA 2 bars 4G,,Call completed, clear voice	44.294168	-68.615393	Clear Voice	2	No
23	68	US Cellular	-92dBm 2 asu 2 bars, network unknown,,Call completed, voice clear	44.294229	-68.615381	Clear Voice	2	No
23	106	Verizon	-95dBm 2 asu CDMA 1xRTT 3 bars, roaming,,Call completed, voice clear	44.294101	-68.615443	Clear Voice	3	No
24	29	AT&T	-99dBm 7 asu HSPA+ 2 bars 4G,,Call completed, call clear	44.302892	-68.60886	Clear Voice	2	No
24	69	US Cellular	-95dBm 2 asu CDMA EvDo 1 bar 3G,,Call completed; clear	44.302862	-68.608859	Clear Voice	1	No
24	81	Verizon	-99dBm 1 asu CDMA 1xRTT 2 bars,,Call failed; could not connect	44.302888	-68.608886	No Signal	2	No
25	30	AT&T	Post Office,,-97dBm 8 asu, 3 bars 4G, HSPA,,Call completed, no static or dops	44.30385	-68.621312	Clear Voice	3	Yes
25	44	US Cellular	-101dBm 0asu, 0 bars,,Call completed; minor voice crackling, no drop outs	44.303837	-68.621326	Minor Voice Cracking	0	Yes
25	84	Verizon	Post Office,,-99dBm 1 asu, 2 bar, CDMA 1xRTT roaming,,Call completed, minor crackling, no drops	44.303849	-68.621326	Minor Voice Cracking	2	Yes
26	31	AT&T	-104dBm 5asu, 4G, 2 bars HSPA,,Call completed, no drops or static	44.310456	-68.614225	Clear Voice	2	No
26	43	US Cellular	Call failed, -117dBm 0 asu, no bars	44.310583	-68.61425	No Signal	0	No
26	82	Verizon	Call failed, 25 seconds into call became choppy, then disconnected,,-103dBm 0 asu, 1 bars, CDMA 1xRTT roaming	44.310528	-68.614199	Poor Call Quality	1	No
27	32	AT&T	-86dBm 14asu, 4G, 4bars HSPA,,Call completed, no drops or static	44.317028	-68.611638	Clear Voice	4	No
27	70	US Cellular	-86dBm 4asu, 3 bars CDMA EvDo,,Call completed; no static, no drop outs	44.316913	-68.611648	Clear Voice	3	No
27	107	Verizon	-85dBm 4 asu, 4 bars, CDMA 1xRTT roaming,,Call completed, no static, no drops	44.316977	-68.611635	Clear Voice	4	No
28	33	AT&T	-90dBm 12asu, 4G, 4bars,,Call completed, no drops or static	44.318847	-68.626331	Clear Voice	4	No
28	71	US Cellular	-99dBm 1asu, 3 bars CDMA EvDo,,Call completed; no static, no drop outs	44.318807	-68.626256	Clear Voice	3	No
28	108	Verizon	-87dBm 4 asu, 4 bars, CDMA 1xRTT roaming,,Call completed, no static, no drops	44.318847	-68.626297	Clear Voice	4	No
29	34	AT&T	-101dBm 38asu, 4G, 4bars LTE,,Call completed, no drops or static	44.315022	-68.637987	Clear Voice	4	No
29	72	US Cellular	-80dBm 8asu, 3 bars CDMA EvDo,,Call completed; no static, no drop outs	44.315162	-68.63802	Clear Voice	3	No
29	109	Verizon	-83dBm 4 asu, 4 bars, CDMA 1xRTT roaming,,Call completed, no static, no drops	44.315068	-68.63802	Clear Voice	4	No
30	35	AT&T	-83dBm 16asu, 4G, 4bars HSPA,,Call completed, no drops or static	44.299424	-68.635644	Clear Voice	4	No
30	73	US Cellular	-84dBm 4asu, 3 bars CDMA EvDo,,Call completed; no static, no drop outs	44.299376	-68.635601	Clear Voice	3	No
30	113	Verizon	-87dBm 4 asu, 3 bars, CDMA 1xRTT roaming,,Call completed, no static, no drops	44.299372	-68.635603	Clear Voice	3	No
31	36	AT&T	-93dBm 47asu, 4G, 3 bars LTE,,Call completed, no drops or static	44.295642	-68.648486	Clear Voice	3	No
31	74	US Cellular	-98dBm 21asu, 1 bar CDMA EvDo,,Call completed; no static, no drop outs	44.29575	-68.648452	Clear Voice	1	No
31	110	Verizon	-89dBm 4 asu, 3 bars, CDMA 1xRTT roaming,,Call completed, no static, no drops	44.295737	-68.648434	Clear Voice	3	No
32	37	AT&T	-89dBm 12asu, 4G, 3 bars HSPA,,Call completed, no drops or static	44.290236	-68.632984	Clear Voice	3	No
32	75	US Cellular	-95dBm 2asu, 2 bar CDMA EvDo,,Call completed; no static, no drop outs	44.290171	-68.633076	Clear Voice	2	No
32	111	Verizon	-94dBm 2 asu, 3 bars, CDMA 1xRTT roaming,,Call completed, no static, no drops	44.290204	-68.63303	Clear Voice	3	No
33	38	AT&T	-102dBm 6asu, 4G, 2 bars HSPA+,Call completed, no drops or static	44.303324	-68.625408	Clear Voice	2	No
33	76	US Cellular	-92dBm 4asu, 2 bar CDMA EvDo,,Call completed; no static, no drop outs	44.303348	-68.625391	Clear Voice	2	No
33	88	Verizon	-95dBm 2 asu, 3 bars, CDMA 1xRTT roaming,,Call completed, no static, no drops	44.303348	-68.625391	Clear Voice	3	No
34	39	AT&T	-107dBm 3asu, 4G, 1 bar HSPA+,Call completed, no drops or static	44.304227	-68.620466	Clear Voice	1	No
34	47	US Cellular	-100dBm 2asu, 1 bar CDMA EvDo,,Call completed; minor voice crackling, no drop outs	44.304208	-68.62051	Minor Voice Cracking	1	No
34	86	Verizon	-98dBm 1 asu, 2 bar, CDMA 1xRTT roaming,,Call completed, minor crackling, no drops	44.304219	-68.620482	Minor Voice Cracking	2	No
35	40	AT&T	-103dBm 36asu, 4G LTE, 3 bars,,Call completed, no drops or static	44.305707	-68.616127	Clear Voice	3	No
35	48	US Cellular	-100dBm 1asu, 1 bar CDMA EvDo,,Call completed; minor voice crackling, no drop outs	44.305673	-68.616049	Minor Voice Cracking	1	No

Test Site	Call No.	Carrier	Signal & Voice Quality	Latitude	Longitude	Call Quality	Reception Bars	Indoor
35	87	Verizon	-101dBm 1 asu, 1 bar, CDMA 1xRTT roaming,,Call completed, minor crackling, no drops	44.305684	-68.616082	Minor Voice Cracking	1	No
36	41	AT&T	-92dBm 42asu 4G LTE, 5 bars,,Call completed, no drops or static	44.304181	-68.612316	Clear Voice	5	No
36	77	US Cellular	-97dBm 2asu, 1 bar of 3G,,Phone Call Completed; 2 minute call with no drops or static	44.304181	-68.612316	Clear Voice	1	No
36	112	Verizon	-92dbm 2asu, 3 bars 1X CDMA 1xRTT (roaming),Call completed, no drop outs or static	44.304199	-68.612279	Clear Voice	3	No
37	0	Verizon	-103dBm 99asu CDMA 1xRTT 2 bars, call completed; voice clear,	44.34246	-68.673818	Clear Voice	2	No
38	0	Verizon	-84dBm 4asu CDMA 1xRTT 4 bars, call completed; voice clear,	44.35947	-68.663068	Clear Voice	4	No
39	0	Verizon	-93dBm 2asu CDMA 1xRTT 3 bars (roaming), call completed; voice clear	44.368038	-68.657034	Clear Voice	3	No
40	0	Verizon	-105dBm 99ASU CDMA 1xRTT 1 bar, call completed; minor voice cracking,	44.380445	-68.660805	Minor Voice Cracking	1	No
41	0	Verizon	-82dBm 8ASU CDMA 1xRTT 4 bars, call completed; voice clear	44.386629	-68.663342	Clear Voice	4	No
42	0	Verizon	-112dBm 23ASU 4G LTE 2 bars, call completed; voice breaking a few times throughout call	44.38272	-68.647577	Minor Voice Cracking	2	No
43	0	Verizon	-96dBm 1asu CDMA 1xRTT 1 bar, call completed; voice clear,	44.376896	-68.640439	Clear Voice	1	No
48	0	AT&T	-101dBm 39asu LTE 4G 3 bars, call completed; voice clear	44.34246	-68.673818	Clear Voice	3	No
48	0	US Cellular	-95dBm 2asu CDMA 1xRTT 2 bars, call completed; voice clear	44.34246	-68.673818	Clear Voice	2	No
49	0	AT&T	-97dBm 42asu LTE 4G 3 bars, call completed; voice clear	44.35947	-68.663068	Clear Voice	3	No
49	0	US Cellular	-81dBm 8asu CDMA 1xRTT 3 bars, call completed; voice clear	44.35947	-68.663068	Clear Voice	3	No
50	0	AT&T	-108dBm 30ASU LTE 4G 2 bars, call completed; voice clear	44.368038	-68.657034	Clear Voice	2	No
50	0	US Cellular	-91dBm 2asu CDMA 1xRTT 2 bars, call completed; voice clear	44.368038	-68.657034	Clear Voice	2	No
51	0	AT&T	-101dBm 39ASU 4G LTE 3 bars, call completed; voice clear	44.380445	-68.660805	Clear Voice	3	No
51	0	US Cellular	-96dBm 2ASU CDMA 1xRTT 2 bars, call completed; voice clear	44.380445	-68.660805	Clear Voice	2	No
52	0	AT&T	-94dBm 46ASU 4G LTE 4 bars, call completed; voice clear	44.386629	-68.663342	Clear Voice	4	No
52	0	US Cellular	-86dBm 4asu CDMA 1xRTT 3 bars, call completed; voice clear	44.386629	-68.663342	Clear Voice	3	No
53	0	AT&T	-95dBm 43ASU 4G LTE 3 bars, call completed; voice clear	44.38272	-68.647577	Clear Voice	4	No
53	0	US Cellular	-87dBm 4ASU CDMA 1xRTT 2 bars, call completed; minor voice breaking	44.38272	-68.647577	Minor Voice Cracking	3	No
54	0	AT&T	-96dBm 44asu 4G LTE 3 bars; call completed, voice clear	44.376896	-68.640439	Clear Voice	3	No
54	0	US Cellular	-96dBm 1asu CDMA 1xRTT 1 bar, call completed; voice clear	44.376896	-68.640439	Clear Voice	1	No