

# Study Guide

International Licensing  
Examination  
for  
Hearing Healthcare  
Professionals

Prepared by:





*Dear Candidate,*

*Welcome to the hearing healthcare profession!*

*This purpose of this Study Guide is to help you prepare for the International Licensing Examination for Hearing Healthcare Professionals (the written licensing examination.) It contains important information related to the administration of the examination. As you may know, the examination is used for purposes of licensing and is administered by the International Hearing Society (IHS) on behalf of your state/provincial licensing board.*

*Please read the Study Guide carefully, and follow the instructions given. In addition to the pertinent information about what to expect before, during, and after the examination, the Study Guide also provides you with a list of recommended reference materials and sample test questions that you may find helpful.*

*To give you a brief overview, the examination is comprised of one hundred and five (105) multiple-choice questions. You will receive a score based on eighty (80) scored items. Dichotomous scoring is used for grading the examination, which means the answer options are either right or wrong. You will earn one (1) point for each right answer and earn zero (0) points for each wrong answer. Please note that there are a few questions on the exam that request selection of multiple correct responses. For example, if the question asks, “Which two”, you must select the two (2) correct answer options in order to earn (1) one point for that question. For more information, please continue reading this Study Guide.*

*Should you have any questions, please contact your licensing board or the International Hearing Society. We wish you the very best in your journey to become a dispensing hearing care provider.*

*Sincerely,  
International Hearing Society*

International Hearing Society  
16880 Middlebelt Road, Suite 4 Livonia, MI 48154  
Phone 734.522.7200 Fax 734.522.0200 [www.ihinfo.org](http://www.ihinfo.org)

# Table of Contents

Welcome Letter.....	2
Introduction.....	4
About the International Hearing Society (IHS)	
About the Study Guide	
About the Exam	
Description of a Successful Candidate	
Examination Composition	
Preparing for the Examination	
Exam Process - How does it work?.....	8
Reference Material.....	9
ILE Test Prep.....	10
Competency Model.....	11
Acronyms/Abbreviations List .....	15
Before the Examination.....	18
Non-Discrimination	
Accommodation Request Form	
Creating a Test-Taker Account	
Scheduling an Examination Appointment	
Rescheduling an Appointment	
Cancellations	
No-Shows	
Taking the Examination.....	34
Identification and Authorization Code	
Taking the Examination	
Test Aids	
Examination Security	
After the Examination.....	37
Examination Scoring	
Results	
Re-Takes	
Score Reporting	
Score Verification	
Sample Test Questions.....	39
How to Analyze and Correctly Answer Exam Questions	
Sample Test Questions & Answer Key	
Webassessor Help – common and technical issues.....	49
Frequently Asked Questions (FAQs).....	52

# Introduction

## About the International Hearing Society (IHS)

The International Hearing Society (IHS) is a membership association that represents hearing healthcare professionals worldwide. IHS members are engaged in the practice of testing human hearing and selecting, fitting and dispensing hearing instruments, and counseling patients. Founded in 1951, the Society continues to recognize the need for promoting and maintaining the highest possible standards for its members in the best interests of the hearing impaired it serves.

International Hearing Society  
16880 Middlebelt Road, Suite 4  
Livonia, MI 48154  
Phone 734.522.7200  
Fax 734.522.0200  
www.ihinfo.org



Like us on Facebook@  
facebook.com/ihinfo



Follow us on Twitter@  
@ihinfo

## About the Study Guide

The purpose of this study guide is to help you, the “candidate”, prepare for the *International Licensing Examination for Hearing Healthcare Professionals* (“examination”).<sup>1</sup> Use this opportunity to become familiar with some of the various question formats utilized on the examination.

The study guide is not intended to represent the entire body of knowledge, nor does it present all possible types of questions and item styles that may appear in the examination. It is, however, a sample of typical items and item styles used in the exam. Candidates are strongly advised to become familiar with these multiple-choice item-styles, and to use the guide to begin to learn how to handle this type of exam format.

This study guide does not provide the actual test questions contained in the examination but familiarizes you with the different question types and competency areas that will be tested. The questions are representative of the style and content of the questions used on the current *International Licensing Examination for Hearing Healthcare Professionals* and are based on the current body of knowledge.

---

<sup>1</sup> Please note: Use of this guide and/or the IHS *Distance Learning for Professionals in Hearing Health Sciences* course does not assure you a passing score on the examination.

## About the Licensing Examination

The *International Licensing Examination for Hearing Healthcare Professionals* is a proprietary examination which is owned and copyrighted by the International Hearing Society.

This examination is intended to provide one of many tools needed in a licensing process. It assists the state/provincial licensing board in its responsibility to identify entry-level professionals whose knowledge and clinical skills meet or exceed basic expected professional standards.

The examination is practice-based, meaning that you will be expected to **understand and apply, and analyze and evaluate** experiences in your everyday professional work.

You will be required to:

- Transfer knowledge
- Show comprehension of material and processes
- Demonstrate standard processes
- Explain concepts or ideas
- Determine an answer based on your ability to implement a process or steps of a process, make something function, or change a working system
- Critically think and demonstrate reasoning ability
- Integrate new or given information with known information or processes
- Make decisions or provide judgments

Each examination question will provide a scenario or information to consider and apply knowledge of processes, relationships, etc., to solve a problem or devise a solution in the given situation. Examination questions are drawn from and referenced to the recommended reference materials in this study guide.

## Description of a Successful Candidate

The successful candidate is knowledgeable of, and capable of, safely performing within the scope of practice permitted by the governing agency's license. Within the permitted scope of practice, they are independently capable of determining and understanding a patient's/client's hearing and listening needs; discovering a patient's/client's health history; determining, conducting, and interpreting appropriate audiometric tests; selecting and fitting appropriate instrumentation and other assistive devices; performing proper sanitation; recognizing when referrals to other health care professionals – including more experienced hearing aid specialists – are necessary, and working, when necessary, with associated healthcare professionals to help a patient/client fully understand their particular issues related to hearing and hearing loss.

The candidate must be supervised in accordance with the laws and rules of the governing agency where they intend to practice.

## Examination Composition

This examination was developed by practicing professionals in the field of hearing instrument sciences. These individuals volunteered their time and expertise to this project under the guidance of a test development and psychometric services company.

During the development stages of this examination, a job-task analysis survey was distributed to hearing dispensing professionals. From the survey data, a competency model (exam blueprint) was developed.

The examination consists of one hundred and five (105) multiple-choice questions (also known as “items”). Questions from each competency area are included in the examination form. This requires candidates to answer questions from each of the competency areas. Please refer to the competency model (body of knowledge) included in this study guide.

## Preparing for the Examination

In most jurisdictions, you will be expected to have a certain level of proficiency in order to pass a competency exam. It has been demonstrated that you can gain the necessary knowledge and experience to become a successful hearing aid specialist by participating in an active practice/clinic in conjunction with your studies.

Your local licensing board utilizes the *International Licensing Examination for Hearing Healthcare Professionals* from the International Hearing Society. Examination questions will change over time. All examination questions have been evaluated for appropriateness.

It is highly suggested that you purchase **IHS’s Distance Learning for Professionals in Hearing Health Sciences course**.<sup>2</sup> It is a self-paced, independent, self-study course. It is specifically designed as an introduction to the profession. The *Distance Learning* course and other reference materials are an excellent source of information for candidates to study and prepare for this licensing examination. To order the course, visit [www.ihinfo.org/dlcourse](http://www.ihinfo.org/dlcourse).

IHS’s **Trainer Manual** is designed to provide a step-by-step plan for trainers/sponsors to lead their apprentices through the *Distance Learning* course in preparation for the written licensing examination. This initiative was launched to standardize the training of apprentices. The Trainer Manual is a roadmap for teaching and learning the knowledge and skills necessary for safe and successful entry-level practice. To order, visit [www.ihinfo.org/trainermanual](http://www.ihinfo.org/trainermanual).

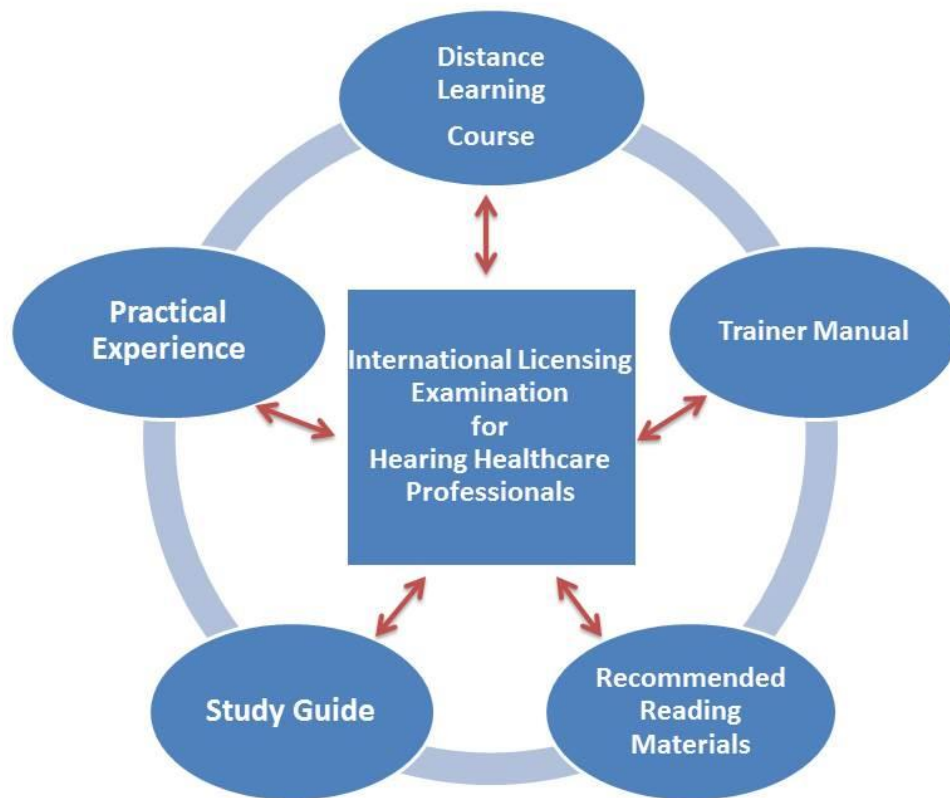
Use this Study Guide, recommended reading materials, and hands-on experience you’ve gained, with an eye toward **career focus** rather than **exam focus**. Hearing

---

<sup>2</sup> Please note: Use of this guide and/or the IHS *Distance Learning for Professionals in Hearing Health Sciences* course does not assure you a passing score on the examination.

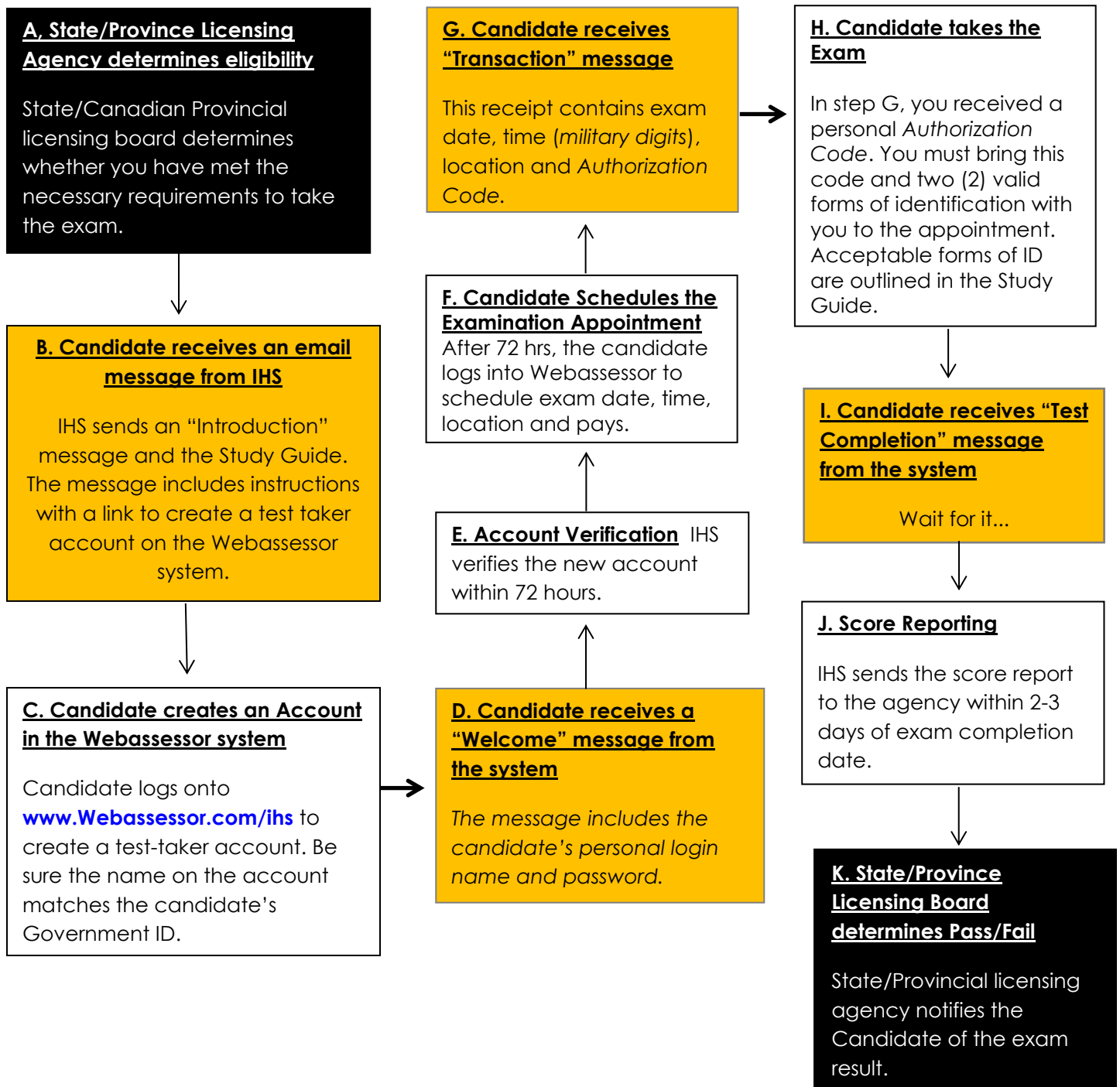
instrument dispensing is a wonderful profession in which you can enhance the lives of many, many people, as well as your own.

Finally, please share this study guide with your mentor or sponsor.



**YOU WILL RECEIVE EXAM RESULTS FROM YOUR  
LOCAL LICENSING AGENCY,  
NOT FROM THE INTERNATIONAL HEARING SOCIETY**

# Exam Process – How does it work?



The International Hearing Society cannot provide exam results to the candidate.



# Reference Material

These textbooks and practical experience are essential to your training. Be aware that no single publication or resource contains all the information you will need to learn. The vocabulary and concepts that are presented in these materials are important to your ongoing success in the profession. The hands-on experience you will get by actively working in a practice/clinical setting will help you to understand and apply the material presented. It is important to regularly discuss these concepts with your sponsor or mentor, especially any material you find difficult. This examination is "practice-based", meaning that you will be expected to understand and apply the information from these textbooks in your everyday professional work.

## Recommended References

Bankaitis, A. U., & Kemp, R. J. (2005). *Infection control in the audiology clinic*. (2<sup>nd</sup> edition or later). Oaktree Products. [www.oaktreeproducts.com](http://www.oaktreeproducts.com)

International Hearing Society. (2016). *Professional training textbook in hearing health sciences*. Hayden-McNeil. [www.ihinfo.org/dlcourse](http://www.ihinfo.org/dlcourse)

International Hearing Society. (2016). *Professional training workbook in hearing health sciences*. Hayden-McNeil. [www.ihinfo.org/dlcourse](http://www.ihinfo.org/dlcourse)

International Hearing Society. (2016). *Trainer manual* (2<sup>nd</sup> edition or later). Hayden-McNeil. [www.ihinfo.org/trainermanual](http://www.ihinfo.org/trainermanual)

Martin, F. N., & Clark, J. G. (2012). *Introduction to audiology*. (11<sup>th</sup> edition or later). Pearson. [www.pearsonhighered.com](http://www.pearsonhighered.com)

Taylor, B., & Mueller, H. G. (2011). *Fitting and dispensing hearing aids*. (1<sup>st</sup> edition or later). Plural Publishing. [www.pluralpublishing.com](http://www.pluralpublishing.com)

## Supplemental References (not required)

Metz, M. J. (Ed.). (2014). *Sandlin's textbook of hearing aid amplification: Technical and clinical considerations*. (3<sup>rd</sup> Edition). Plural Publishing.

Wayner, D. S., & Abrahamson, J. E. (2000). *Learning to hear again: An audiologic rehabilitation curriculum guide*. (2<sup>nd</sup> edition). Hear Again.

World Health Organization. (n.d.) *Deafness and hearing loss*. <https://www.who.int/health-topics/hearing-loss>

# ILE Test Prep

ILE Test Prep is the first and only official preparation tool for the *International Licensing Examination for Hearing Healthcare Professionals (ILE)*<sup>3</sup>. This subscription-based service provides access to 200+ previously-used exam questions, categorized by topic. There are also flashcards relevant to the ILE and a practice exam with instant results.

Individuals will gain familiarity with the types of questions present on the ILE, knowledge of their strengths and weaknesses that will help focus study efforts, and have unlimited access throughout the subscription period.

To subscribe, visit [www.ihinfo.org/testprep](http://www.ihinfo.org/testprep).



## What is the difference between the IHS *Distance Learning for Professionals in Hearing Health Sciences* course and ILE Test Prep?

*Distance Learning for Professionals in Hearing Health Sciences* provides foundational knowledge for individuals beginning their career as a hearing aid specialist. In tandem with hands-on training, the course provides the knowledge and training necessary to prepare for independent practice.

ILE Test Prep is an exam preparation tool. It is not a substitute for the course. It alone will not prepare someone for licensed practice. IHS recommends a trainee complete *Distance Learning for Professionals in Hearing Health Sciences* while engaging in hands-on training. Then, use ILE Test Prep to prepare for the written licensing examination.



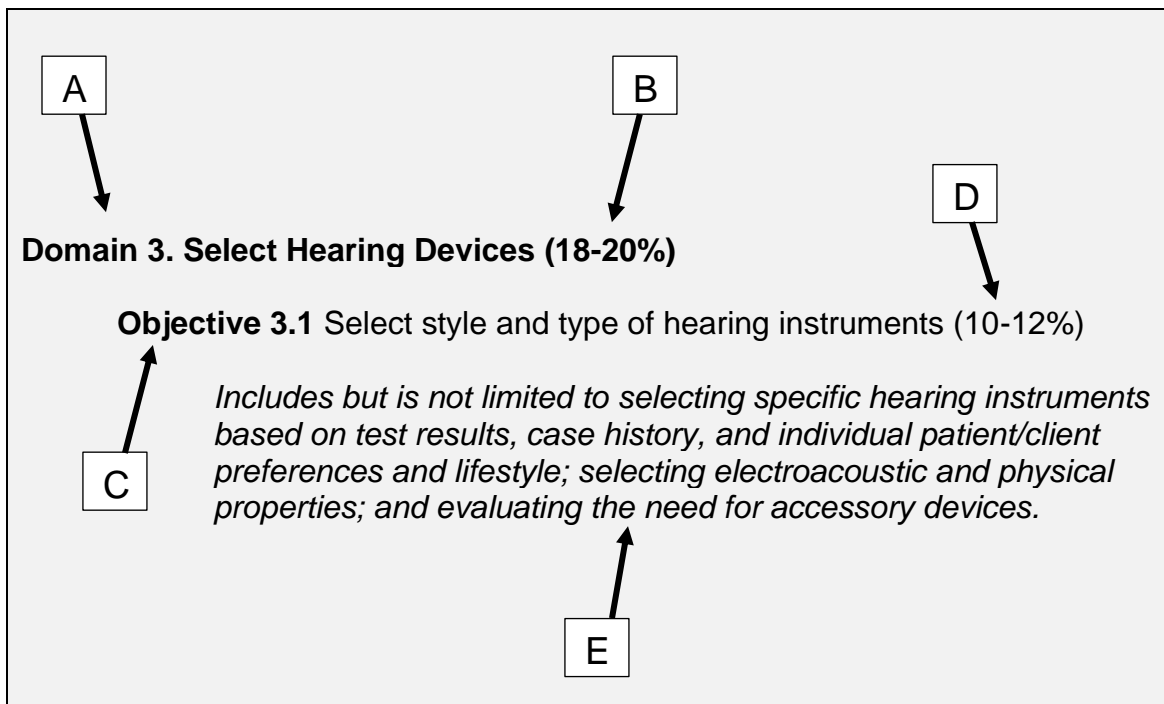
<sup>3</sup> Note: Use of ILE Test Prep does not guarantee a passing score on the International Licensing Examination for Hearing Healthcare Professionals.

# Competency Model

The examination content is determined by the following competency model. The content and weighting of the competency model was based on input by professionals in the field who completed a survey identifying the most important knowledge, skills and abilities necessary for safe and effective practice by an entry-level hearing aid specialist.

---

## STRUCTURE AND TERMINOLOGY



- A. **Domain:** Broad areas of practice assessed on the exam.
- B. **Domain Weight:** The percent of items on the exam that fall within the Domain.
- C. **Objective:** Specific elements of the Domain that are assessed on the exam. Each exam item is written to target a specific Objective.
- D. **Objective Weight:** The percent of items on the exam that fall within the Objective.
- E. **Additional Objective Information:** Illustrative examples of the types of knowledge, skills, and abilities assessed by items within the Objective.

## **Domain 1. Conduct Patient/Client Assessment (18-24%)**

### **Objective 1.1 Apply infection control protocols (4-6%)**

*Includes but is not limited to choosing appropriate infection control processes for tools and equipment; observing universal precautions for infection control; distinguishing between single- and multiple-use items; differentiating among sanitization, disinfection and sterilization processes; and identifying personal protective equipment.*

### **Objective 1.2 Apply otoscopic inspection protocols (5-7%)**

*Includes but is not limited to observing safety protocols during otoscopy; identifying anatomical structures; identifying abnormalities through otoscopic inspection; and recognizing the presence of referral criteria. This objective helps provide evidence of the candidate's ability to perform otoscopy.*

### **Objective 1.3 Utilize audiometric testing protocols (9-11%)**

*Includes but is not limited to performing air and bone conduction threshold and suprathreshold testing; performing speech audiometry; performing effective masking; and applying principles to include interpreting results of tympanometry/immittance audiometry. This objective helps provide evidence of the candidate's ability to perform audiometric testing and application of tympanometry.*

## **Domain 2. Interpret and Apply Assessment Results (25-31%)**

### **Objective 2.1 Interpret and explain audiometric results (10-12%)**

*Includes but is not limited to demonstrating an understanding of referral criteria; interpreting pure tone and speech testing results; identifying the need for additional testing; identifying the degree and configuration of hearing loss; and identifying the type of hearing loss.*

### **Objective 2.2 Determine candidacy for amplification (7-9%)**

*Includes but is not limited to interpreting the case history and outlining contraindications to hearing instrument use.*

### **Objective 2.3 Determine recommendation for amplification (8-10%)**

*Includes but is not limited to analyzing test results, case history and observations; establishing fitting objectives and goals; and determining devices to be utilized in action plan.*

### **Domain 3. Select Hearing Devices (18-20%)**

#### **Objective 3.1 Select style and type of hearing instruments (10-12%)**

*Includes but is not limited to selecting specific hearing instruments based on test results, case history, and individual patient/client preferences and lifestyle; selecting electroacoustic and physical properties; and evaluating the need for accessory devices.*

#### **Objective 3.2 Select earmold or other acoustic coupler (6-8%)**

*Includes but is not limited to assessing physical properties of the outer ear, taking ear impressions, critiquing ear impressions, and selecting coupler based on patient/client needs.*

### **Domain 4. Fit and Dispense Hearing Devices (16-22%)**

#### **Objective 4.1 Utilize protocols to fit hearing instruments and other devices (10-12%)**

*Includes but is not limited to confirming physical and acoustic integrity of hearing devices; programming and adjusting hearing devices; verifying physical fit and acoustic comfort; orienting patient/client to hearing instruments; and orienting patient/client to assistive devices. This objective helps provide evidence of the candidate's ability to program and dispense hearing instruments and other devices.*

#### **Objective 4.2 Verify fitting (3-5%)**

*Includes but is not limited to selecting verification method based on patient/client; assessing physical and acoustic integrity of hearing devices; interpreting and explaining verification results; and modifying physical and acoustic parameters of device. This objective helps provide evidence of the candidate's ability to perform fitting verification (e.g., speech mapping, REM).*

#### **Objective 4.3 Validate fitting (3-5%)**

*Includes but is not limited to selecting validation method based on patient/client; interpreting and explaining validation results; and modifying physical and acoustic parameters of device. This objective helps provide evidence of the candidate's ability to perform fitting validation (e.g., questionnaire, self-assessment).*

## **Domain 5. Provide Continuing Care (11-17%)**

### **Objective 5.1 Implement aural rehabilitation and counseling (5-7%)**

*Includes but is not limited to demonstrating an understanding of the psychology of the hearing impaired; defining and managing patient/client expectations for improved communication; defining and managing family/caregiver expectations for improved communication; and identifying communication strategies.*

### **Objective 5.2 Apply instrument maintenance and troubleshooting protocols (5-7%)**

*Includes but is not limited to employing hearing instrument cleaning procedures; performing listening checks on hearing instruments; troubleshooting acoustic properties of hearing instruments; and adjusting based upon changes in patient/client hearing loss and/or listening needs. This objective helps provide evidence of the candidate's ability to maintain and troubleshoot instrument performance.*

### **Objective 5.3 Interpret electroacoustic analysis results (1-3%)**

*Includes but is not limited to identifying need for electroacoustic analysis and comparing electroacoustic analysis of patient's/client's hearing instruments to fitting specifications.*

# Acronym/Abbreviation List

Please be familiar with these acronyms and abbreviations which may be used on the examination.

A/D – Analog-to-Digital	CROS – Contralateral Routing of Signal
AC – Air Conduction	D/A – Digital-to-Analog
ACA – American Conference of Audioprosthetics	DAI – Direct Audio Input
AD – Right Ear (auris dextra)	dB – Decibel
AGC – Automatic Gain Control	dB HL – Decibel Hearing Level
AKS – Anti-Kickback Statute	dB SPL – Decibel Sound Pressure Level
ALD – Assistive Listening Device	DR – Dynamic Range
ANSI – American National Standards Institute	DSL I/O – Desired Sensation Level Input/Output
APHAB – Abbreviated Profile of Hearing Aid Benefit	DSP – Digital Signal Processing
ARRA – American Reinvestment and Recovery Act	ECV – External Ear Canal Volume
AS – Left Ear (auris sinistra)	EIN – Equivalent Input Noise
AU – Both Ears (aures unitas)	ENT – Ear-Nose-Throat
BAHA – Bone-Anchored Hearing Aid	EPA – Environmental Protection Agency
BC – Bone Conduction	FCA – False Claims Act
BiCROS – Bilateral Contralateral Routing of Signal	FM – Frequency Modulation
BTE – Behind-the-Ear	FOG – Full-on Gain
CIC – Completely-in-the-Canal	HEAR – History, Evaluation, Assessment, and Recommendations
COSI – Client-Oriented Scale of Improvement	HF – High Frequency
	HFA – High Frequency Average
	HHI – Hearing Handicap Inventory

HHIA – Hearing Handicap Inventory for Adults	MCL – Most Comfortable Loudness Level
HHIE – Hearing Handicap Inventory for the Elderly	MPO – Maximum Power Output
HINT – Hearing in Noise Test	MVP – Mini Vent Plugs
HIPAA – Health Insurance Portability and Accountability Act	NAL – National Acoustic Laboratories (Australia)
HITECH – Health Information Technology for Economic and Clinical Health	NAL-L – National Acoustic Laboratories-Linear
HL – Hearing Level	NAL-NL – National Acoustic Laboratories – Non-Linear
HTL – Hearing Threshold Level	NAL-NL1 – See above
Hz – Hertz	NAL-NL2 – See above
IA – Interaural Attenuation	NAL-R – National Acoustic Laboratories-Revised
IHAFF – Independent Hearing Aid Fitting Forum	NOAH – Software interface
IIC – Invisible-in-Canal	NTE – Non-Test Ear
IROS – Ipsilateral Routing of Signal	OAE – Otoacoustic Emissions
ITC – In-the-Canal	OE – Occlusion Effect
ITE – In-the-Ear	OSPL90 – Output Sound Pressure Level with 90 dB input
KHz - Kilohertz	OTC – Over-the-counter
LACE – Listening and Communication Enhancement	PB – Phonetically Balanced
LDL – Loudness Discomfort Level	PB Max – Patient Maximum Performance with Phonetically Balanced Word List
LTASS – Long-Term Average Speech Spectrum	PE – Pressure Equalization
mA – Milliampere	PHI – Protected Health Information
mAH – Milliampere Hours	PI - Performance Intensity



PMC – Point of Maximum Compliance	SL – Sensation Level
POGO – Prescription of Gain and Output	SNR - Signal-to-Noise Ratio
PPE - Personal Protective Equipment	SOAP - Subjective, Objective, Assessment, and Plan
PSAP - Personal Sound Amplification Product	SPIN - Speech Perception in Noise
PTA – Pure-Tone Average	SPLITS - Sound Pressure Level in an Inductive Telephone Simulator
REAR – Real Ear Aided Response	SPL – Sound Pressure Level
RECD – Real Ear to Coupler Difference	SRT – Speech Reception Threshold
REIG – Real Ear Insertion Gain	SSPL90 – Replaced by OSPL90
REIR – Real Ear Insertion Response	TD - Threshold of Discomfort
REM – Real Ear Measurements	TDH - Telephonic Dynamic Headphone (Such as TDH-39 OR TDH-49)
REOG – Real Ear Occluded Gain	TE - Test Ear
REOR – Real Ear Occluded Response	TM – Tympanic Membrane
RESR – Real Ear Saturation Response	TPP - Tympanometric Peak Pressure
REUR – Real Ear Unaided Response	TTS - Temporary Threshold Shift
RIC – Receiver-in-Canal	UCL – Uncomfortable Loudness Level
RITE - Receiver-in-the-Ear	VC – Volume Control
RTG - Reference Test Gain	VU -Volume Units
SAT – Speech Awareness Threshold	WNL - Within Normal Limits
SAV – Select-a-Vent	WR – Word Recognition
SDT – Speech Detection Threshold	WRS – Word Recognition Score
SII - Speech Intelligibility Index	
SIN – Speech in Noise	

# Before the Examination

## Non-Discrimination

No candidate shall be denied the ability to sit for the licensing examination because of age, sex/gender, sexual preferences, marital status, religious preference, nationality, race or physical disability.

## Accommodation Requests

IHS is committed to complying with the *Americans with Disabilities Act of 1990* ("ADA"). To request accommodations, a candidate may contact IHS to obtain a "Candidate Accommodation Request Form". A candidate must submit the complete request form along with the required supporting documentation prior to scheduling an examination appointment.

IHS will conduct an individualized assessment of each request for accommodations based upon the documentation submitted by the candidate in accordance with the Candidate Accommodation Request Form requirements. The accommodation assessment period is typically sixty (60) days.<sup>4</sup> IHS will then notify the candidate whether their accommodation request has been approved or denied. The candidate then may schedule and pay for their examination appointment.

Under the ADA, IHS is not required to provide accommodations that would fundamentally alter what the examination is intended to test, jeopardize examination security, or result in an undue burden.

To download a Candidate Accommodation Request Form, please visit the "About the Exam" page at [www.webassessor.com/ihs](http://www.webassessor.com/ihs).

## Creating a Test-Taker Account

The International Hearing Society (IHS) is the administrator of the written licensing examination. Kryterion is the delivery service provider. Webassessor™ is the online system that you will access to schedule your examination appointment.

**The state/provincial licensing board determines candidate eligibility to take the examination.** Following the licensing board's determination of the candidate's eligibility and notification to IHS, the candidate will receive an email message from IHS with instructions on creating a Webassessor™ test-taker account, which enables the candidate to schedule and pay for their examination appointment. Also attached to this introduction email message is this study guide.

---

<sup>4</sup> Please note that the submission of incomplete Accommodation Request Forms and/or incomplete supporting documentation may delay the assessment process.

**Note:** In most cases, **after** taking the examination, your Webassessor account will be deactivated. To schedule a **re-take**, your state/provincial licensing board will need to inform IHS that you are eligible to re-take the examination. For more information on your local process, contact your state/provincial licensing board.

## **AFTER becoming eligible by the licensing body and receiving instructions from IHS...**

### **Follow these simple steps to create account:**

1. Access the Webassessor™ system at [www.webassessor.com/ihs](http://www.webassessor.com/ihs)

The screenshot shows the website [www.webassessor.com/ihs](http://www.webassessor.com/ihs). The header includes the IHS International Hearing Society logo and navigation links: Home | Login | Forgot Password | Help | **Create New Account** (circled in red). A blue navigation bar contains links for About IHS, International Licensing Exam, Tinnitus Assessment, and Schedule An Exam. The main content area is titled 'WELCOME' and contains a welcome message, information about the International Hearing Society (IHS) as the administrator, and a 'Getting Started' section with three steps: 1. Create an account by clicking the 'Create New Account' link in the upper right-hand corner of the web page and by completing the online form. 2. You must wait 72 hours from the time you create your account before you can schedule an exam appointment. 3. 72 hours after you've created the account, login to schedule an examination date, time and location. A login form on the right side of the page includes fields for 'Login' and 'Password', and a 'LOGIN' button. At the bottom, there is a cookie consent notice and a footer with links to Privacy Policy and Terms of Service, and copyright information for KRYTERION, Inc. and KRYTERION, Limited.

2. Create a test taker account by clicking the “Create New Account” link in the upper right-hand corner of the web page.
3. Completing the account form.
  - a. Be sure to select the jurisdiction that you would like the results of your exam to go to. This is the U.S. state or Canadian province that confirmed your eligibility to take the exam.
4. Click Save.

Home | Login | Forgot Password | Help | Create New Account

Login:  \* Save Cancel  
Must be an email address or alphanumeric characters.

Password:  \* Save Cancel  
The password must be at least 8 characters long and contain at least one uppercase character, one lowercase character, one digit, and one special character: !@#\$%^&\*()[] (e.g., "JohnSm1thE\$")

Re-Enter Password:  \*

Legal First Name:  \*

Legal Last Name:  \*

Email Address:  \*

Primary Phone:

Address 1:  \*

Address 2:

City:  \*

Province/State:  \*

Postal Code:  \*

Country:  \*

Custom Fields:

Last 4-Digit Social #  \*

Company Name

Did you complete the IHS Distance Learning Course?  \*

What is the highest academic degree you have earned?  \*

Please select state or province you are seeking licensure in:  \*

Save Cancel

a.

- 3 business days after you've created the account, log in to schedule an examination date, time and location. You will pay the exam fee at this time as well.

After the candidate creates their test-taker account, they will receive a "Welcome to Webassessor" email message containing their personal login and password.

### IMPORTANT

It is important to note that the candidate's test-taker account must be verified by IHS before the candidate may schedule an examination appointment. **The verification period is approximately 3 business days (72 hours) from the time the candidate creates their test-taker account in Webassessor.** IHS will verify that the pre-requisites have been met in order to proceed. 72 hours (3 business days) after the account is created, the candidate can log in to schedule an examination appointment. The candidate chooses the date, time and location. Please note, the candidate will not receive another notification to do this.

# Scheduling an Examination Appointment

Following the candidate's creation of their test-taker account, and the seventy-two (72) hour verification period, the candidate may log in to their Webassessor™ account to schedule an examination appointment. The candidate will select a testing center, and an examination date and time. Upon check-out, the candidate must pay the examination fee of \$225.00 (USD), plus applicable taxes.

The examination fee of \$225.00 (USD), plus applicable taxes, must be paid each time a candidate schedules an appointment to take the examination, including re-takes. The fee is paid at the time of scheduling by Visa®, MasterCard®, or American Express®. The charge will appear as "KRYTERION\*TESTASSESMNT" on your credit card statement. The candidate will receive an individual "Authorization Code" in an email message following the Webassessor™ scheduling process.

**NOTE:** Candidates should only register for one appointment at a time.

For Technical Assistance with Webassessor™ or the Testing Centers Network, submit a ticket or live chat with Kryterion at:

[kryterion.force.com/support/s/contactsupport](https://kryterion.force.com/support/s/contactsupport)

## Follow these Simple Steps to Schedule an Exam Appointment:

1. **LOG-IN:** After the seventy-two (72) hour verification period, candidate logs into their account at [www.webassessor.com/ihs](http://www.webassessor.com/ihs) to schedule the examination.

Home | Login | Forgot Password | Help | Create New Account

**IHS** International Hearing Society

About IHS | International Licensing Exam | Tinnitus Assessment | **Schedule An Exam**

**WELCOME**

Welcome to the International Hearing Society's exam website. Examinations are available at hundreds of testing centers around the world, which means you have the opportunity to take these exams at a testing location near where you live, learn or work.

The International Hearing Society (IHS) is the administrator of the exam. Kryterion is the delivery service provider. Webassessor is the online system that you will access to schedule your exam appointment.

**Getting Started**  
Follow these simple steps:

1. Create an account by clicking the 'Create New Account' link in the upper right-hand corner of the web page and by completing the online form.
2. You must wait 72 hours from the time you create your account before you can schedule an exam appointment.
3. 72 hours after you've created the account, login to schedule an examination date, time and location.

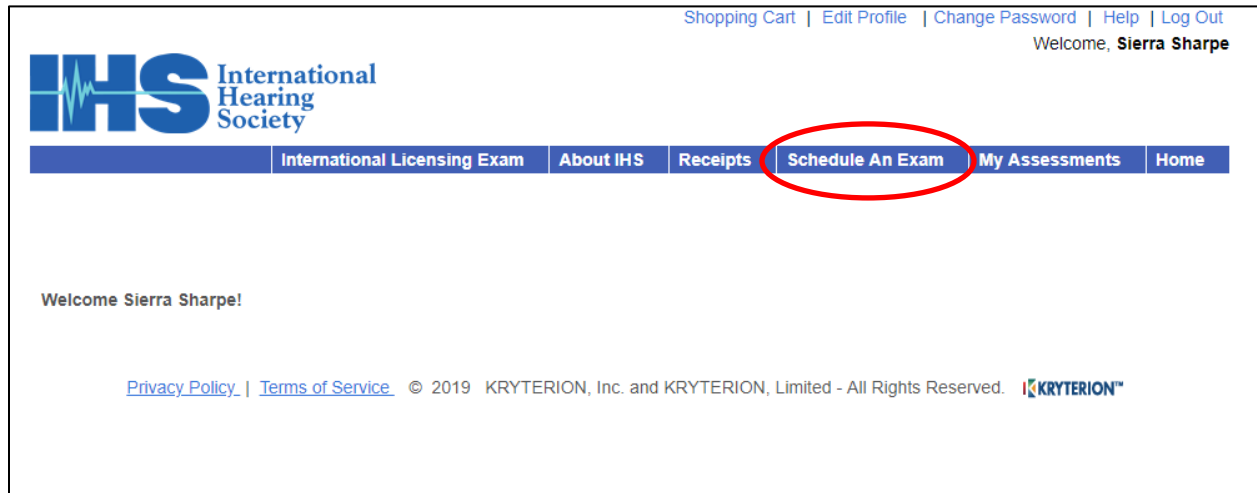
If you have any questions about creating a new account or scheduling an examination, please contact IHS at 734.522.7200.

Kryterion, Inc. uses cookies to track session reliability, maintain session security, and understand user interaction with our website. By browsing our website, you consent to our use of cookies and other tracking technologies. For more information please see our [Privacy Policy](#).

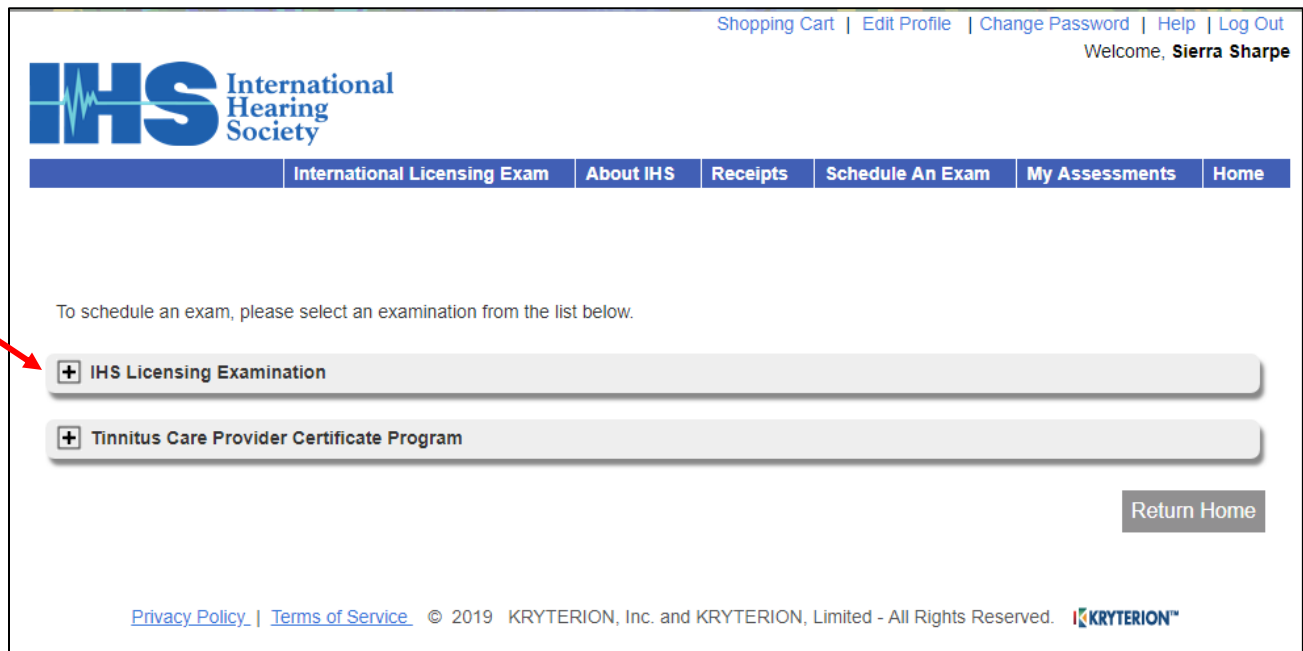
[Privacy Policy](#) | [Terms of Service](#) © 2019 KRYTERION, Inc. and KRYTERION, Limited - All Rights Reserved. **KRYTERION**

2. SCHEDULE AN EXAM: Candidate clicks on the “Schedule An Exam” tab at the top of the screen. Choose the *International Licensing Examination for Hearing Healthcare Professionals* by clicking on the “Add to Cart” button on the right-hand side.

a. Click on “Schedule an exam”.




b. To choose the “IHS Licensing Examination”, click on the “+” box.



c. Click the "Add to Cart" button.

[Shopping Cart](#) | [Edit Profile](#) | [Change Password](#) | [Help](#) | [Log Out](#)  
Welcome, **Sierra Sharpe**



[International Licensing Exam](#) | [About IHS](#) | [Receipts](#) | [Schedule An Exam](#) | [My Assessments](#) | [Home](#)

To schedule an exam, please select an examination from the list below.

**- IHS Licensing Examination**

International Licensing Examination for Hearing Healthcare Professionals	The <i>International Licensing Examination for Hearing Healthcare Professionals</i> is a proprietary examination which is owned and copyrighted by the International Hearing Society. This examination is intended to provide one of many tools needed in a licensing process. It assists the state/provincial licensing body in their responsibility to identify entry-level professionals whose knowledge and clinical skills meet or exceed basic expected professional standards. Pre-requisites: Retake Policy :	PR000002	Onsite Proctored	USD 225.00	<b>Add to Cart</b>
--	---	----------	------------------	---------------	--------------------

**+ Tinnitus Care Provider Certificate Program**

[Return Home](#)

3. SELECT A TESTING CENTER: Candidate chooses the Province/State from the dropdown menu, then clicks on the “Search” button. A list of testing centers will appear.

Shopping Cart | Edit Profile | Change Password | Help | Log Out  
Welcome, Sierra Sharpe

**IHS International Hearing Society**

International Licensing Exam | About IHS | Receipts | Schedule An Exam | My Assessments | Home

Choose options below to narrow down the list of testing centers displayed.

Country: United States Province/State: Michigan City: All OR

Postal Code Range 10 miles Search

Select the Testing Center where you wish to take the test.  
Available Testing Centers

<input type="checkbox"/>	Testing Location Name	Address	City	Province/State	Country	Map	Important Lo Information
<input checked="" type="checkbox"/>	Washtenaw Community College	4800 E Huron River Drive, Morris Lawrence Building, Room 126A	Ann Arbor	Michigan	United States	Map	
<input type="checkbox"/>	Henry Ford Community College	3801 Schaefer Road , M-TEC	Dearborn	Michigan	United States	Map	
<input type="checkbox"/>	Alpha Technical Institute	6050 Greenfield Road, Suite 202	Dearborn	Michigan	United States	Map	
<input type="checkbox"/>	Detroit School for Digital Technology	1759 W. 20th Street	Detroit	Michigan	United States	Map	
<input type="checkbox"/>	Michigan State University Testing Office	556 E. Circle Dr. Room 237	East Lansing	Michigan	United States	Map	
<input type="checkbox"/>	Code Tech INC	24155 DRAKE RD STE 205	Farmington Hills	Michigan	United States	Map	
<input type="checkbox"/>	University Center Gaylord	80 Livingston Boulevard	Gaylord	Michigan	United States	Map	
<input type="checkbox"/>	Davenport University_W. A. Lettinga Campus	6191 Kraft Avenue SE, Davenport Univ Building-LINK	Grand Rapids	Michigan	United States	Map	
<input type="checkbox"/>	Kalamazoo Valley Community College	6767 West O Avenue	Kalamazoo	Michigan	United States	Map	
<input type="checkbox"/>	Education and Training Connection	884 E. Isabella Road	Midland	Michigan	United States	Map	
<input type="checkbox"/>	Aero Park Professional Testing Center	2800 Aero Park Drive, 2nd Floor, PS206, Parson-Stalen Bldg, Northwestern Michigan College	Traverse City	Michigan	United States	Map	

Select Cancel

**NOTE, IF DESIRED LOCATIONS ARE NOT AVAILABLE, EXPAND THE SEARCH BY USING THE POSTAL CODE OR OTHER PARAMETERS FOR FINDING TESTING CENTERS.**

*Please note: You may choose to take the exam at a testing center in a neighboring state or province, which may be more convenient for you. Refine the search using the Postal Code or Range. You may also select multiple testing centers to compare their availability.*



4. **CHOOSE A DATE AND TIME:** Based on the chosen testing center, a calendar of availability will display. This is the *real-time* availability of that particular testing center. Only the days and times that the chosen testing center is open/available are shown. Click on the day and time desired. Agree to the acknowledgement at the bottom of the screen. Then, click "Select".

**IHS International Hearing Society**

International Licensing Exam | About IHS | Receipts | Schedule An Exam | My Assessments | Home

*If you are unable to see an available day/time; it is likely there are none available at this location for the time period you are viewing. Please expand your view by selecting another month or adjust your mileage/kilometers to view the next closest location's schedule. Thank you.*

**Selected Testing Center**

- Washtenaw Community College  
4800 E Huron River Drive  
Ann Arbor, Michigan 48105

**Select Date**

May, 2019						
Today						
wk	Sun	Mon	Tue	Wed	Thu	Fri
17				1	2	4
18	5	6	7	8	9	10
19	12	13	14	15	16	17
20	19	20	21	22	23	24
21	26	27	28	29	30	31

Select date

**Select Start Time**

- 9:00 AM
- 9:15 AM
- 9:30 AM
- 9:45 AM
- 10:00 AM
- 10:15 AM
- 10:30 AM
- 10:45 AM
- 11:00 AM
- 11:15 AM
- 11:30 AM

Please arrive at the testing center up to 15 minutes early, and provide the proctor with your personal Authorization Code and two (2) forms of ID. Please note: You must bring the Authorization Code or the proctor will not be able to load your assessment. You will be required to provide the exam proctor two (2) forms of identification (one must be a photo Government issued ID). Secondary identification would be a credit card, bank debit card, employee identification card. NOTE: In the United States a Social Security card is "not" an acceptable form of identification. I understand that if I do reschedule or cancel my registration with less than 3 business days notice, I will be required to pay an additional fee. A candidate who fails to appear for his/her scheduled examination appointment will not receive a refund. Special Accommodations: I understand it is my responsibility to complete an Accommodation Request Form from IHS (which requires approval prior to scheduling my examination appointment.) If you require a special accommodation and have not already received approval, please click the Cancel button below and contact the International Hearing Society (IHS).


I acknowledge that I have read and understood all the information stated in the above text box and agree to abide by these terms and rules.

Select Cancel

*Please note: If the displayed dates and times are not convenient for you, you may search the availability of a different testing center. Click the back arrow to return to the previous screen. You may also select multiple testing centers initially to compare their availability.*

5. CONFIRM EXAM DETAILS: Next, the selected exam details will be displayed on-screen. The candidate should confirm the information is correct and click "Check Out."

[Shopping Cart](#) | [Edit Profile](#) | [Change Password](#) | [Help](#) | [Log Out](#)  
Welcome, **Sierra Sharpe**



- [International Licensing Exam](#)
- [About IHS](#)
- [Receipts](#)
- [Schedule An Exam](#)
- [My Assessments](#)
- [Home](#)

Exam	Details	Price	Actions
Exam: International Licensing Examination for Hearing Healthcare Professionals Length : 120 minutes	Schedule : Thursday, 16 May 2019 Start Time : 10:00 (UTC-04:00)  Location : [ <a href="#">Change</a> ] Washtenaw Community College 4800 E Huron River Drive Morris Lawrence Building, Room 126A Ann Arbor, Michigan 48105	225.00	<a href="#">Remove</a>

---

SOUTH CAROLINA only: South Carolina candidates, please enter the voucher code here. Please note that you will have to re-apply the voucher code at the time of purchase if you decide to leave this page without completing the current purchase.


Coupon/Voucher Code:

---

Subtotal: 225.00

Total Price: **USD 225.00**

\*Charges are made in USD, currency conversion fees may apply

[Privacy Policy](#) | [Terms of Service](#) © 2019 KRYTERION, Inc. and KRYTERION, Limited - All Rights Reserved. 

6. PAY FOR THE EXAM: At check-out, the candidate will pay for the examination. The fee for the exam is \$225.00 per examination, plus applicable taxes. A candidate is not scheduled to take the examination until they check out and pay.

Shopping Cart | Edit Profile | Change Password | Help | Log Out  
Welcome, Sierra Sharpe

IHS International Hearing Society

International Licensing Exam | About IHS | Receipts | Schedule An Exam | My Assessments | Home

Total Price: USD 225.00

Amount:

Credit Card Number:  \*

CVC Number:  \* (what is this?)

Card Type:

Expiration Date:

An e-mail will be sent confirming payment and registration for this Assessment. The charges will appear under the name "Kryterion" on your billing statement.

The examination fee of \$225.00, plus applicable taxes, must be paid each time a candidate schedules an appointment to take the examination, including re-takes. The fee is paid at the time of scheduling by Visa®, MasterCard®, or American Express®. The charge will appear as "**KRYTERION\*TESTASSESMNT**" on the credit card statement.

For Technical Assistance with Webassessor™ or the Testing Centers Network, submit a ticket or live chat with Kryterion at:

[kryterion.force.com/support/s/contactsupport](https://kryterion.force.com/support/s/contactsupport)

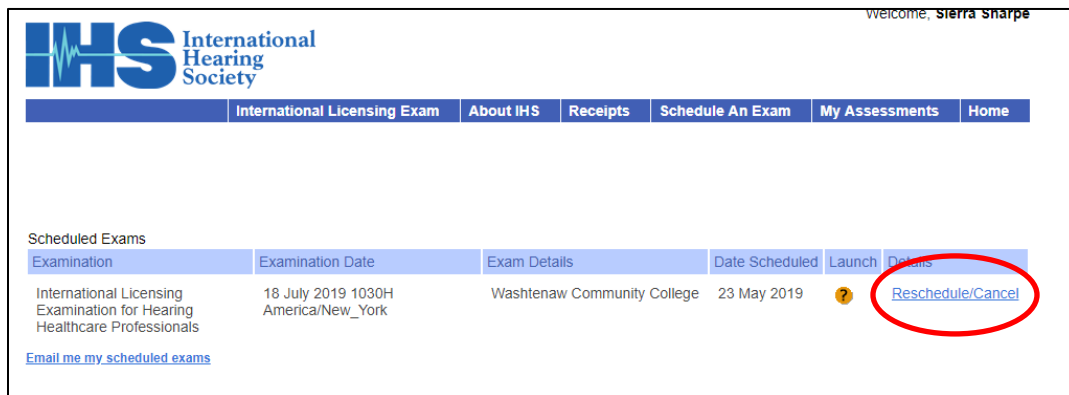
# Rescheduling an Exam Appointment

Please note the following parameters regarding rescheduling an exam:

- A candidate may reschedule their examination appointment **more than 72 hours** (exactly) before the appointment time at no charge.
- A candidate may reschedule their examination appointment **3 to 1 business days** (24-72 hours) before the appointment time by submitting an additional \$75.00 rescheduling fee.
- A candidate may not reschedule their examination appointment **on the examination date** (Less than 24 hours). This is considered a no-show, and the candidate forfeits their examination fee.

**Follow these steps to reschedule an exam appointment:**

1. **Log in** to Webassessor™.
2. **Click “My Assessments.”**
3. Click “Reschedule/Cancel.”



International Licensing Exam | About IHS | Receipts | Schedule An Exam | **My Assessments** | Home

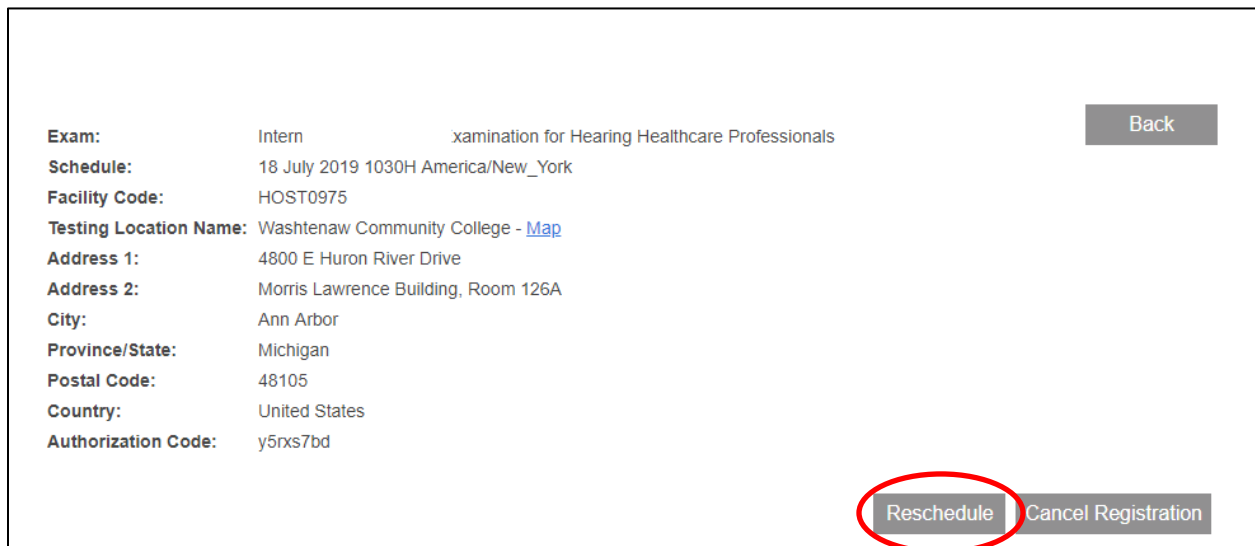
welcome, **sierra sharpe**

Scheduled Exams

Examination	Examination Date	Exam Details	Date Scheduled	Launch	Details
International Licensing Examination for Hearing Healthcare Professionals	18 July 2019 1030H America/New_York	Washtenaw Community College	23 May 2019	?	<a href="#">Reschedule/Cancel</a>

[Email me my scheduled exams](#)

4. Click the **Reschedule** button in the lower right corner.



Exam: Intern xamination for Hearing Healthcare Professionals [Back](#)

Schedule: 18 July 2019 1030H America/New\_York

Facility Code: HOST0975

Testing Location Name: Washtenaw Community College - [Map](#)

Address 1: 4800 E Huron River Drive

Address 2: Morris Lawrence Building, Room 126A

City: Ann Arbor

Province/State: Michigan

Postal Code: 48105

Country: United States

Authorization Code: y5rxs7bd

[Reschedule](#) [Cancel Registration](#)

5. **Select a Testing Center:** Candidate chooses the Province/State from the dropdown menu. Then clicks on the “Search” button. A list of testing centers will appear. Multiple testing centers may be selected to compare availability.

Shopping Cart | Edit Profile | Change Password | Help | Log Out  
Welcome, Sierra Sharpe

**IHS International Hearing Society**

International Licensing Exam | About IHS | Receipts | Schedule An Exam | My Assessments | Home

Choose options below to narrow down the list of testing centers displayed.

Country:  Province/State:  City:  OR

Postal Code  Range

Select the Testing Center where you wish to take the test.  
Available Testing Centers

<input type="checkbox"/>	Testing Location Name	Address	City	Province/State	Country	Map	Important Location Information
<input checked="" type="checkbox"/>	Washtenaw Community College	4800 E Huron River Drive, Morris Lawrence Building, Room 126A	Ann Arbor	Michigan	United States	<a href="#">Map</a>	
<input type="checkbox"/>	Henry Ford Community College	3801 Schaefer Road , M-TEC	Dearborn	Michigan	United States	<a href="#">Map</a>	
<input type="checkbox"/>	Alpha Technical Institute	8050 Greenfield Road, Suite 202	Dearborn	Michigan	United States	<a href="#">Map</a>	
<input type="checkbox"/>	Detroit School for Digital Technology	1759 W. 20th Street	Detroit	Michigan	United States	<a href="#">Map</a>	
<input type="checkbox"/>	Michigan State University Testing Office	556 E. Circle Dr. Room 237	East Lansing	Michigan	United States	<a href="#">Map</a>	
<input type="checkbox"/>	Code Tech INC	24155 DRAKE RD STE 205	Farmington Hills	Michigan	United States	<a href="#">Map</a>	
<input type="checkbox"/>	University Center Gaylord	80 Livingston Boulevard	Gaylord	Michigan	United States	<a href="#">Map</a>	
<input type="checkbox"/>	Davenport University_W. A. Lettinga Campus	6191 Kraft Avenue SE, Davenport Univ Building-LINK	Grand Rapids	Michigan	United States	<a href="#">Map</a>	
<input type="checkbox"/>	Kalamazoo Valley Community College	6767 West O Avenue	Kalamazoo	Michigan	United States	<a href="#">Map</a>	
<input type="checkbox"/>	Education and Training Connection	884 E. Isabella Road	Midland	Michigan	United States	<a href="#">Map</a>	
<input type="checkbox"/>	Aero Park Professional Testing Center	2800 Aero Park Drive, 2nd Floor, PS206, Parson-Stalen Bldg, Northwestern Michigan College	Traverse City	Michigan	United States	<a href="#">Map</a>	

**NOTE, IF DESIRED LOCATIONS ARE NOT AVAILABLE, EXPAND THE SEARCH BY USING THE POSTAL CODE OR OTHER PARAMETERS FOR FINDING TESTING CENTERS.**

6. **Choose a Date and Time:** Based on the chosen testing center, a calendar of availability will display. This is the *real-time* availability of that particular testing center. Only the days and times that the chosen testing center is open/available are shown. The candidate clicks on the day and time they desire. The candidate must agree to the acknowledgement at the bottom of the screen. Then, click “Select”.

International Hearing Society

International Licensing Exam | About IHS | Receipts | Schedule An Exam | My Assessments | Home

If you are unable to see an available day/time; it is likely there are none available at this location for the time period you are viewing. Please expand your view by selecting another month or adjust your mileage/kilometers to view the next closest location's schedule. Thank you.

Selected Testing Center

- Washtenaw Community College  
4800 E Huron River Drive  
Ann Arbor, Michigan  
48105

Select Date

May, 2019						
wk	Sun	Mon	Tue	Wed	Thu	Fri
17				1	2	4
18	5	6	7	8	9	10
19	12	13	14	15	16	17
20	19	20	21	22	23	24
21	26	27	28	29	30	31

Select date

Select Start Time

- 9:00 AM
- 9:15 AM
- 9:30 AM
- 9:45 AM
- 10:00 AM
- 10:15 AM
- 10:30 AM
- 10:45 AM
- 11:00 AM
- 11:15 AM
- 11:30 AM

Please arrive at the testing center up to 15 minutes early, and provide the proctor with your personal Authorization Code and two (2) forms of ID. Please note: You must bring the Authorization Code or the proctor will not be able to load your assessment. You will be required to provide the exam proctor two (2) forms of identification (one must be a photo Government issued ID). Secondary identification would be a credit card, bank debit card, employee identification card. NOTE: In the United States a Social Security card is "not" an acceptable form of identification. I understand that if I do reschedule or cancel my registration with less than 3 business days notice, I will be required to pay an additional fee. A candidate who fails to appear for his/her scheduled examination appointment will not receive a refund. Special Accommodations: I understand it is my responsibility to complete an Accommodation Request Form from IHS (which requires approval prior to scheduling my examination appointment.) If you require a special accommodation and have not already received approval, please click the Cancel button below and contact the International Hearing Society (IHS).

I acknowledge that I have read and understood all the information stated in the above text box and agree to abide by these terms and rules.

Select Cancel

## Rescheduling an Exam Appointment (within 72 hours)

Please note if you are rescheduling your exam and you are within 72 hours of your originally scheduled exam time, you will incur a \$75 fee. The following screen will appear and you will be required to enter your credit card information before continuing.



Total Price: USD 225.00

Amount:

Credit Card Number:  \*

CVC Number:  \* [\(what is this?\)](#)

Card Type:  ▼

Expiration Date:  ▼  ▼

An e-mail will be sent confirming payment and registration for this Assessment. The charges will appear under the name "Kryterion" on your billing statement.

For Technical Assistance with Webassessor™ or the Testing Centers Network, submit a ticket or live chat with Kryterion at:  
[kryterion.force.com/support/s/contactsupport](https://kryterion.force.com/support/s/contactsupport)

## Cancellations: Cancelling an Exam Appointment

1. A candidate may cancel their examination appointment for a full refund of \$225.00 (USD), plus applicable taxes, if the candidate makes the cancellation through their user account on Webassessor™ more than 72 hours before the appointment time.
2. A candidate may cancel their examination appointment for a partial refund if the candidate makes the cancellation within 72 hours prior to the appointment time. You'll receive a partial refund less the \$75.00 cancellation fee.
3. To cancel: follow the rescheduling instructions, but click "Cancel Registration" instead of "Reschedule."

<b>Exam:</b>	International Licensing Examination for Hearing Healthcare Professionals	<a href="#">Back</a>
<b>Schedule:</b>	18 July 2019 1030H America/New_York	
<b>Facility Code:</b>	HOST0975	
<b>Testing Location Name:</b>	Washtenaw Community College - <a href="#">Map</a>	
<b>Address 1:</b>	4800 E Huron River Drive	
<b>Address 2:</b>	Morris Lawrence Building, Room 126A	
<b>City:</b>	Ann Arbor	
<b>Province/State:</b>	Michigan	
<b>Postal Code:</b>	48105	
<b>Country:</b>	United States	
<b>Authorization Code:</b>	y5rxs7bd	

[Reschedule](#) [Cancel Registration](#)


4. A candidate may not cancel their examination appointment on the examination date. This is considered a no-show and the candidate forfeits their examination fee.



## Canceling an Exam Appointment (within 72 hours)

Please note if you are cancelling your exam and you are within 72 hours of your originally scheduled exam time, you will incur a \$75 fee. The following screen will appear advising that your refund for the exam will be less the \$75 cancellation fee.

Logged in: Gary Caracofe  
[Shopping Cart](#) | [Edit Profile](#) | [Change Password](#) | [Help](#) | [Log Out](#)



[SCHEDULE AN EXAM](#) | [ABOUT IHS](#) | [ABOUT THE EXAM](#) | [HOME](#)

### REFUND

**Test Taker:** Gary Caracofe  
**Exam:** International Licensing Exam - 150 minutes  
**Exam Price:** USD 225.00  
**Cancellation Fee:** USD 75.00  
**Total Refund Amount:** USD 150.00

An e-mail will be sent confirming payment and registration for this Assessment. The charges will appear under the name "Kryterion" on your billing statement.

**Do you wish to cancel this registration?**

No, Do not cancel this registration.  
 Yes, Cancel this registration.

**CHARGES/REFUNDS**

Transaction Type	Price	Transaction Code	Transaction Confirmation #	Transaction Date
PURCHASE	USD 225.00	225PNI	A10A7FCE63EC	30 July 2015

## No-Shows

A candidate who fails to appear for their scheduled examination appointment will not receive a refund. A no-show candidate may access their Webassessor™ account to re-schedule an examination appointment and pay the \$225.00 (USD) examination fee again.

# Taking the Examination

## Identification & Authorization Code

In order to be admitted to the testing center, the candidate **must** bring the following three (3) items with them to the testing center for their examination appointment. **There will be no exceptions.**

1. **Photo identification**; and
  - *Acceptable photo identification*: A government-issued identification card or driver's license, passport, or military identification.
2. **Second form of identification**; and
  - *Acceptable second form of identification*: either a second form of government-issued identification, major credit card (i.e. Visa®, MasterCard®, or American Express®), check cashing card, or bank debit card.
3. **Authorization Code**.
  - This is the Authorization Code that the candidate received in an email following the Webassessor™ scheduling process.

**BOTH forms of identification MUST match the name listed on your Webassessor account.**  
*Please note that a Social Security Card is **not** an acceptable form of identification.*

The candidate should arrive at the testing center up to 15 minutes early and provide the proctor at the testing center with their personal Authorization Code and their two (2) valid forms of identification. No testing aids are permitted – calculator, scratch paper, dictionary, etc. Personal possessions such as cellular phones, briefcases or backpacks may be collected by the proctor, stored in a secured area, and returned after the test session.

## Taking the Examination

There are one hundred and five (105) multiple-choice questions on the examination. Candidates will be given two (2) hours to complete the examination.

The examination utilizes dichotomous scoring, meaning the answer selections are either right or wrong.

- The candidate will earn one (1) point for getting the question right (correct).
- The candidate will earn zero (0) points for getting the question wrong (incorrect).

A few questions on the examination require the candidate to select two (2) answers. For these particular questions, the candidate must select two (2) answer options out of the four (4) options available or out of five (5) options available. A few questions may

require you to select three (3) answers out of five (5) options. In some cases, there are only (3) answer options.

## Test Aids

The following document(s) are to be given to the Test Taker upon entrance to the testing room. At the end of the exam, the document(s) will be collected and shredded by the proctor at the testing center.

1. (2) Two pencils
2. (3) Three pieces of scratch paper numbered 1-3

## Examination Security

IHS owns all proprietary rights and interests of the examination, including but not limited to copyright, trade secret, and/or patented information, as well as all Examination materials, including but not limited to, the Study Guide, the examination, and the answer key to the examination.

The examination is confidential. It will be made available to the candidate, solely for the purpose of assessing the candidate's proficiency level in the hearing healthcare professional skill areas. To protect the integrity of the examination, candidates are prohibited from disclosing the contents of this examination, including, but not limited to, questions, form of questions, or answers, in whole or in part, in any form or by any means (i.e. verbal, written, electronic) to any third party for any purpose. Copying or communicating examination content is prohibited and may result in the cancellation of examination results.

Candidates are at all times to maintain a professional attitude toward other candidates, proctors, and other examination personnel. In IHS's sole discretion, conduct that is, or results in, a violation of security or disrupts the administration of the examination may result in immediate disqualification and ejection from the examination. Such conduct includes, but is not limited to, cheating, failing to follow all rules and instructions governing the administration of the examination, or otherwise compromising the security or integrity of the examination. Children will not be allowed to accompany candidates into the testing center.

- Additionally, candidates may **not** bring:
  - Tobacco products, food, drinks, chewing gum, notes, scrap paper, books, purses, briefcases, backpacks, hats, calculators, or **cell phones** into the testing center.
- No smoking, eating, or drinking is allowed in the testing center.

- Any candidate that brings unauthorized materials will be asked to surrender all Examination materials and to leave the testing center without a refund.
- Once candidates have been seated and the examination begins, candidates may only leave the examination center to use the restroom, and only after obtaining permission from the proctor. Candidates electing to use the restroom during the examination will not receive extra time to complete the examination.

IHS will notify the licensing board of any known examination security violations and if IHS has the ability, will provide the licensing board with a recommended course of action.

## **No-Shows**

A candidate who fails to appear for their scheduled examination appointment will not receive a refund. A no-show candidate may access their Webassessor™ account to re-schedule an examination appointment and pay the \$225.00 (USD) examination fee again.

# After the Examination

Upon completion of the examination, the candidate will receive a "Test Completion" email message from Webassessor™. Candidates will not receive examination results immediately. All score reports are sent to the licensing agencies weekly.

PLEASE DO NOT CALL THE INTERNATIONAL HEARING SOCIETY FOR EXAM RESULTS.

## Examination Scoring

The examination is comprised of one hundred and five (105) test questions (items). Test-takers will receive a score based upon their performance on eighty (80) scored items.

The examination is comprised of 80 scored and 25 non-scored (pilot) test questions. Administering pilot (non-scored) items allows the International Hearing Society to collect data on new items and assemble subsequent exams.

This examination utilizes dichotomous scoring, meaning the answer selections are either right or wrong. The candidate will earn one (1) point for getting the question right (correct). The candidate will earn zero (0) points for getting the question wrong (incorrect). In our research we found this scoring method to not only be the standard for healthcare examinations but for competency exams as a whole.

## Results

A score report will be provided to the state/provincial licensing board. IHS provides a recommended passing score, but the ultimate pass/fail decision is up to the licensing body. The licensing board will contact the candidate with the examination results, except Colorado and Utah candidates. All inquiries regarding the status or results of your examination should be directed to the state/provincial licensing board, not to the International Hearing Society. The International Hearing Society is not permitted to share performance information directly with candidates, except Colorado and Utah candidates. **PLEASE DO NOT CALL THE INTERNATIONAL HEARING SOCIETY FOR EXAM RESULTS.**

*Please note: The states of Colorado and Utah have adopted the IHS recommended passing score. Colorado and Utah candidates will receive a score report directly from the International Hearing Society.*

## Re-Takes

If a candidate does not pass the examination, they may be eligible to schedule another examination appointment. **Note:** In most cases, **after** taking the examination, your Webassessor account will be deactivated. To schedule a **re-take**, your state/provincial licensing board will need to inform IHS that you are eligible to re-take the examination. For more information on your local process, contact your state/provincial licensing board. For re-takes, the candidate must pay the examination fee of \$225.00 (USD), plus applicable taxes, at the time of rescheduling.

## Score Reporting

### PLEASE DO NOT CALL THE INTERNATIONAL HEARING SOCIETY FOR EXAM RESULTS.

The International Hearing Society (IHS) provides the licensing boards with a recommended passing score, but ultimately, the licensing board is responsible for making the pass/fail decision of the candidate. The licensing agency is responsible for communicating the candidate's examination result to the candidate, except in Colorado and Utah. The International Hearing Society processes exam scores weekly.

*Please note: The states of Colorado and Utah have adopted the IHS recommended passing score. Colorado and Utah candidates will receive a score report directly from the International Hearing Society.*

- **IHS recommends that licensing boards report only pass/fail decisions based on overall exam performance.**

The IHS recommended passing score is on a raw score (i.e., number correct) scale. As IHS creates new operational forms, they may not be exactly the same difficulty as the current test form. If the difficulty of the form changes, keeping the exact same passing score would not be appropriate. We use statistical methods (e.g., equating) to identify a passing score on the new form that conveys the same level of expectations as the passing score on the previous form. Therefore, the actual passing score may change, but the meaning of the passing score (i.e., the level of knowledge and skills required for a passing score) would remain the same. To prevent confusion regarding passing scores when candidates take the test multiple times (using different forms), IHS recommends that licensing boards only report pass/fail decisions to candidates (as opposed to raw scores or percent correct scores).

- **IHS does not provide section level results on the assessment.**

The *International Licensing Examination for Hearing Healthcare Professionals* was developed to aid in licensure decisions for hearing healthcare professionals (e.g., competent or not competent as determined by pass/fail decision). The test was designed based on input from a formal job analysis study and survey of professionals in the field. The test content is organized into several sections (i.e., areas relevant for safe and effective practice). However, in order to balance accurate pass/fail decisions and reasonable test lengths, the test was not designed to provide diagnostic information at the section level as any performance measures reported at this level would be considered unreliable.

## Score Verification<sup>5</sup>

There is no appeal process through IHS for challenging individual examination questions or results. However, in some jurisdictions, candidates may be able to request a score verification for a fee of \$150.00 (USD) per examination. Should candidates have any questions regarding their local licensing board's policies or procedures, as it relates to

---

<sup>5</sup> Score Verification is not permitted in the states of Colorado and Utah.

score verifications or other matters, candidates are advised to contact their licensing board.

# Sample Test Questions

## How to Analyze and Correctly Answer Exam Questions

The *International Licensing Examination for Hearing Healthcare Professionals* emphasizes practice-based knowledge, rather than just simple memorization of facts. It assumes that the facts have been memorized and that the minimally qualified candidate understands and knows how to apply those facts.

Three sample test questions are dissected below to show the knowledge and logic that must be utilized to arrive at the correct answer. Please use this exercise to answer the sample questions and remember the process when you sit for the actual examination.

### Example 1:

**Why should an otoblock be placed just beyond the second bend of the ear canal during preparation for taking an ear impression?**

- A: prevents the otoblock from moving during the impression process**
- B: results in an impression featuring the full canal diameter \***
- C: results in a complete impression of the outer ear**
- D: prevents cerumen from interfering with the impression**

Immediately eliminate D. You should have ensured that the physician has removed any interfering cerumen (which would prevent your taking an impression in the first place).

C is attractive because it sounds as if you are making a complete impression. But we do not capture the entire pinna in an impression, so the choice is too broad and is not correct.

Choice A is also attractive because we want to prevent otoblock movement as much as possible. But that deals with the selection of the correct size otoblock rather than its placement – you always want to place the otoblock just beyond the second bend.

This leaves B as the only correct answer.

### Example 2:

Which validation method can be effectively performed in a sound field environment?

- A: COSI
- B: IHAF
- C: NU-6 \*
- D: REIR

To answer this question correctly, you must know what each acronym means. If you do, you will recognize that one of the choices is not a validation method and that two others do not involve a sound field environment.

Choice A is a questionnaire; choice B is a fitting formula, and choice D is a real ear measurement. Only choice C – a list of phonetically balanced words – is appropriately used in a sound field environment.

This is a perfect example of what is meant by a "practice-based" question.

### Example 3:

The first step here is to eliminate the very nebulous choice A – ask yourself just what kind of clarifier are you adding, where do you get it and how do you install it? It's extremely unlikely that such a device exists.

Choice B, likewise, is a bad idea. It is likely to introduce distortion and/or acoustic feedback, not contribute to clarity.

A patient/client has been using an ITC hearing instrument for approximately 16 months. The patient/client has a new job that requires the use of a telephone with a headset. The patient/client is having difficulty understanding customers over the phone. What should the hearing healthcare professional recommend to the patient/client?

- A: add a clarifier circuit to the existing phone
- B: adjust volume to maximum while on the phone
- C: add an amplifier to the existing phone \*
- D: cover the other ear while on the phone

Choice D is likely not to help, either, and may in fact be totally impractical.

Adding a readily available amplifier to the phone, as stated in choice C, is the best way to help this person.

Please note: Use of this guide does not assure you a passing score on the examination.

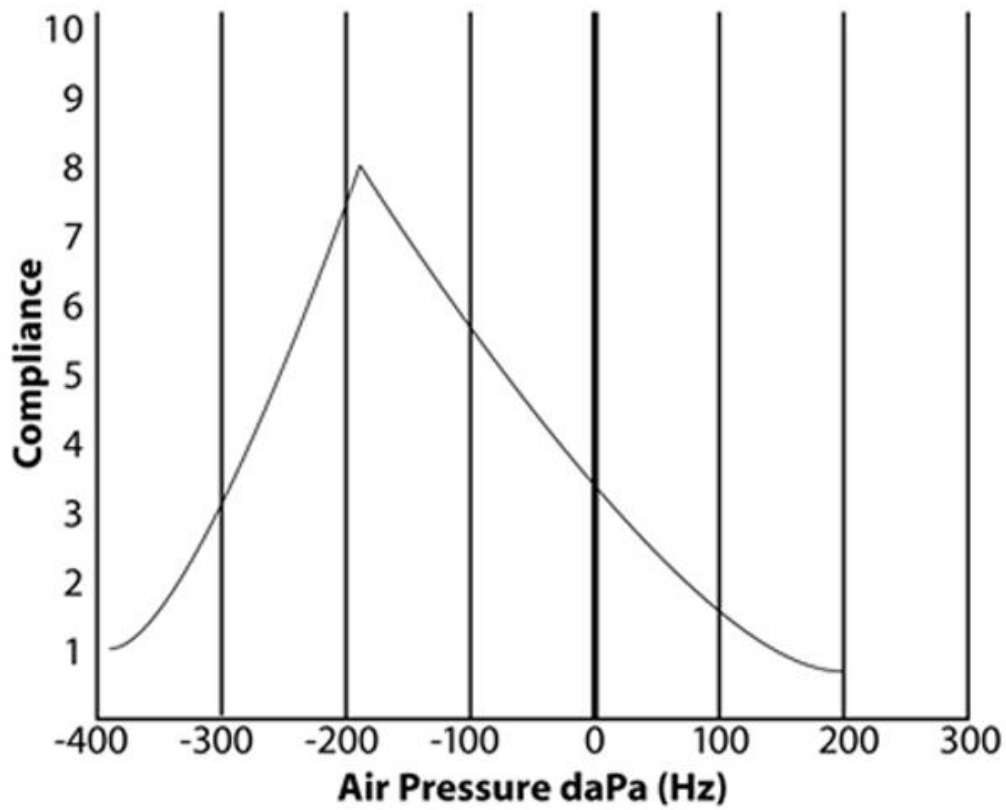


## Sample Test Questions

**The sample test questions are for informational purposes only. The sample questions are designed to familiarize you with the exam format and cannot be considered a measure of competency. Actual examination items (test questions) have been selected from each of the competency areas.**

1. Which two actions must a hearing healthcare professional perform before testing an existing patient's/client's hearing?
  - A: clean hands in view of patient/client
  - B: clean patient's/client's hearing instruments
  - C: clean patient's/client's canal of obstructive cerumen
  - D: clean or replace speculum from otoscope
  
2. How does an osteoma present?
  - A: dark, irregular demarcation of the pinna
  - B: bony growth in the external auditory canal
  - C: excessive inflammation of the external auditory canal
  - D: calcification of the tympanic membrane
  
3. What should a hearing healthcare professional do prior to administering a Speech Reception Threshold test?
  - A: discuss the pure tone results
  - B: familiarize the patient with the word list
  - C: introduce the carrier phrase
  - D: explain masking of the non-test ear

4. Refer to the exhibit.



What tympanogram type is represented in the graph displayed in the exhibit?

- A: A
- B: A<sub>d</sub>
- C: B
- D: C

5. A 36-year old female restaurant worker with a family history of hearing loss reports that she is unable to hear as well as she did two years ago. Testing reveals a moderate conductive hearing loss.

What is the likely cause of the patient's/client's change in hearing?

- A: presbycusis
- B: otosclerosis
- C: ototoxicity
- D: Meniere's Disease

6. Which portion of the ear contains sebaceous glands?

- A: inferior section of middle ear cavity
- B: inner portion of external auditory canal
- C: anterior portion of internal auditory canal
- D: outer portion of external auditory canal

7. What general effect does natural ear canal resonance have on sounds entering the ear canal?
- A: suppresses frequencies below 1000 Hz
  - B: boosts frequencies between 500 and 1500 Hz
  - C: boosts frequencies between 2000 and 3000 Hz
  - D: suppresses frequencies above 2500 Hz
8. Which factor will affect a patient's/client's acceptance and use of hearing instruments?
- A: cause of the hearing loss
  - B: patient's/client's dominant hand
  - C: patient's/client's cosmetic preferences
  - D: frequency and duration of hearing instrument use
9. In a hearing instrument, what is the term for the entire frequency range within which unique, specific signal processing is performed?
- A: band
  - B: channel
  - C: memory
  - D: program
10. Which two conditions are contraindications to taking an ear impression without prior medical clearance?
- A: perforated tympanic membrane
  - B: lack of cerumen
  - C: otitis externa
  - D: epithelial migration
11. Why should an otoblock be placed just beyond the second bend of the ear canal during preparation for taking an ear impression?
- A: prevents the otoblock from moving during the impression process
  - B: results in an impression featuring the full canal diameter
  - C: results in a complete impression of the outer ear
  - D: prevents cerumen from interfering with the impression
12. What should a hearing healthcare professional do immediately after placing an otoblock?
- A: use an alcohol wipe to sanitize the top of the impression tool
  - B: pull tube or thread to test tightness of the otoblock
  - C: use an earlight to verify that the otoblock is deep enough
  - D: use the otoscope to check for gaps around the canal wall

13. Which step should a hearing healthcare professional complete immediately after removing an impression from a patient's/client's ear?
- A: visually inspect ear impression for flaws
  - B: use otoscope to verify complete removal and condition of canal
  - C: use earlight to check for bleeding deep in the canal
  - D: use tissue to wipe oil from the concha and canal
14. Which step should a hearing healthcare professional take after performing a 2cc coupler hearing aid test on a repaired BTE hearing instrument?
- A: print out the data for the patient/client
  - B: retube the BTE instrument with #13HW tubing
  - C: compare 2cc data to original specifications
  - D: recalibrate the test equipment
15. Which sound field test should be used to evaluate the benefit of directional microphones?
- A: Speech Perception in Noise (SPIN)
  - B: Quick Speech in Noise (QuickSIN)
  - C: Connected Speech Test (CST)
  - D: Hearing in Noise Test (HINT)
16. Which validation method can be effectively performed in a sound field environment?
- A: COSI
  - B: IHAF
  - C: NU-6
  - D: REIR
17. A hearing healthcare professional is counseling a patient/client about expectations of amplification. Which information should the hearing healthcare professional include in this hearing therapy?
- A: outside factors that can hinder understanding
  - B: electronic parameters of the hearing instruments
  - C: auditory practice and disability
  - D: hearing instrument care and modifications

18. A patient/client has been using an ITC hearing instrument for approximately 16 months. The patient/client has a new job that requires the use of a telephone with a headset. The patient/client is having difficulty understanding customers over the phone. What should the hearing healthcare professional recommend to the patient/client?
- A: add a clarifier circuit to the existing phone
  - B: adjust volume to maximum while on the phone
  - C: add an amplifier to the existing phone
  - D: cover the other ear while on the phone
19. A patient/client complains that the hearing instrument works intermittently. After initial inspection, the hearing healthcare professional squeezes and taps on the case. Which problem does the hearing healthcare professional likely suspect?
- A: a receiver problem
  - B: a battery problem
  - C: an amplifier problem
  - D: a wiring problem

**End of Sample Test Questions**

## Answer Key to the Sample Test Questions

**Below are the correct answers to the Sample Test Questions. Also provided is a reference to the section of the competency model and each objective. For additional information you may look up the listed reference.**

1. Correct Answer: "A" and "D"  
Domain 1: Conduct Patient/Client Assessment  
Objective 1.1: Apply infection control protocols  
*Reference: Infection Control in the Audiology Clinic (2nd ed. or later) A.U. Bankaitis and Robert Kemp*
2. Correct Answer: "B"  
Domain 1: Conduct Patient/Client Assessment  
Objective 1.2: Apply otoscopic inspection protocols  
*Reference: Professional Training Textbook in Hearing Health Sciences, Chapter 9*
3. Correct Answer: "B"  
Domain 1: Conduct Patient/Client Assessment  
Objective 1.3: Utilize audiometric testing protocols  
*Reference: Professional Training Workbook in Hearing Health Sciences, Lesson 20 and Professional Training Textbook in Hearing Health Sciences, Chapter 7*
4. Correct Answer: "D"  
Domain 1: Conduct Patient/Client Assessment  
Objective 1.3: Utilize audiometric testing protocols  
*Reference: Professional Training Workbook in Hearing Health Sciences, Lesson 23 and Professional Training Textbook in Hearing Health Sciences, Chapter 8*
5. Correct Answer: "B"  
Domain 2: Interpret and Apply Assessment Results  
Objective 2.1: Interpret and explain audiometric results  
*Reference: Professional Training Workbook in Hearing Health Sciences, Lesson 9*
6. Correct Answer: "D"  
Domain 1: Conduct Patient/Client Assessment  
Objective 1.2: Apply otoscopic inspection protocols  
*Reference: Professional Training Workbook in Hearing Health Sciences, Lesson 6 and Professional Training Textbook in Hearing Health Sciences, Chapter 4, Part 1*
7. Correct Answer: "C"  
Domain 1: Conduct Patient/Client Assessment  
Objective 1.2: Apply otoscopic inspection protocols  
*Reference: Professional Training Workbook in Hearing Health Sciences, Lesson 6 and Professional Training Textbook in Hearing Health Sciences, Chapter 4, Part 1*

8. Correct Answer: "C"  
Domain 3: Select Hearing Devices  
Objective 3.1: Select style and type of hearing instruments  
*Reference: Professional Training Workbook in Hearing Health Sciences, Lesson 28 and Professional Training Textbook in Hearing Health Sciences, Chapter 10*
9. Correct Answer: "B"  
Domain 3: Select Hearing Devices  
Objective 3.1: Select style and type of hearing instruments  
*Reference: Professional Training Workbook in Hearing Health Sciences, Lesson 27 and Professional Training Textbook in Hearing Health Sciences, Chapter 10*
10. Correct Answer: "A" and "C"  
Domain 3: Select Hearing Devices  
Objective 3.2: Select earmold or other acoustic coupler  
*Reference: Professional Training Textbook in Hearing Health Sciences, Chapter 11*
11. Correct Answer: "B"  
Domain 3: Select Hearing Devices  
Objective 3.2: Select earmold or other acoustic coupler  
*Reference: Professional Training Workbook in Hearing Health Sciences, Lesson 32*
12. Correct Answer: "D"  
Domain 3: Select Hearing Devices  
Objective 3.2: Select earmold or other acoustic coupler  
*Reference: Professional Training Workbook in Hearing Health Sciences, Lesson 32 and Professional Training Textbook in Hearing Health Sciences, Chapter 11*
13. Correct Answer: "B"  
Domain 3: Select Hearing Devices  
Objective 3.2: Select earmold or other acoustic coupler  
*Reference: Professional Training Workbook in Hearing Health Sciences, Lesson 32 and Professional Training Textbook in Hearing Health Sciences, Chapter 11*
14. Correct Answer: "C"  
Domain 5: Provide Continuing Care  
Objective 5.3: Interpret electroacoustic analysis results  
*Reference: Professional Training Textbook in Hearing Health Sciences, Chapter 15*
15. Correct Answer: "B"  
Domain 4: Fit and Dispense Hearing Devices  
Objective 4.3: Validate fitting  
*References: Professional Training Workbook in Hearing Health Sciences, Lesson 37 and Fitting and Dispensing Hearing Aids (1st edition or later) Taylor, Brian and Mueller, H. Gustav*

16. Correct Answer: "C"

Domain 4: Fit and Dispense Hearing Devices

Objective 4.3: Validate fitting

Reference: *Fitting and Dispensing Hearing Aids (1st edition or later)* Taylor, Brian and Mueller, H. Gustav and *Professional Training Workbook in Hearing Health Sciences, Lesson 37* and *Professional Training Textbook in Hearing Health Sciences, Chapter 13*

17. Correct Answer: "A"

Domain 5: Provide Continuing Care

Objective 5.1: Implement aural rehabilitation and counseling

Reference: *Introduction to Audiology (11th ed. or later)* Martin, Frederick and Clark, John and *Professional Training Workbook in Hearing Health Sciences, Lesson 38*

18. Correct Answer: "C"

Domain 3: Select Hearing Devices

Objective 3.1: Select style and type of hearing instruments

Reference: *Professional Training Workbook in Hearing Health Sciences, Lesson 39* and *Professional Training Textbook in Hearing Health Sciences, Chapter 14*

19. Correct Answer: "D"

Domain 5: Provide Continuing Care

Objective 5.2: Apply instrument maintenance and troubleshooting protocols

Reference: *Professional Training Workbook in Hearing Health Sciences, Lesson 40*

**End of Answer Key**



# Webassessor Help

Webassessor is the online system that you will access to schedule your examination appointment. Kryterion Inc. is the owner of the system. The International Hearing Society (IHS) is the administrator of the written licensing examination. Because of our relationship with Kryterion Inc. this examination is available at hundreds of testing centers around the world, which means you have the opportunity to take the licensing examination at a testing location near where you live, learn or work. The exam is essentially available 24 hours a day, seven days a week. Bonus!

*This information is to help you navigate the Webassessor™ system. If you are having trouble, please contact Kryterion Inc. at (800) 403-6199 for assistance.*

**IF THESE SOLUTIONS DO NOT WORK FOR YOU,  
CALL KRYTERION TECHNICAL SUPPORT AT (800) 403-6199**

## Common issues with your Webassessor Account:

- **ISSUE: You Forgot your Login name or your Password:**  
Click on "Forgot Password" in the upper right-hand corner of the Webassessor™ screen.

[www.webassessor.com/ihs](http://www.webassessor.com/ihs)

[Home](#) | [Login](#) | [Forgot Password](#) | [Help](#) | [Create New Account](#)


**IHS** International Hearing Society

Forgot Password

Enter your login in the field below to receive your password.

Login:

[Privacy Policy](#) | [Terms of Service](#) © 2019 KRYTERION, Inc. and KRYTERION, Limited - All Rights Reserved. 

NOTE: Most people use their full email address as their Login name.

- **ISSUE: Error says “Pre-requisites are not met”**

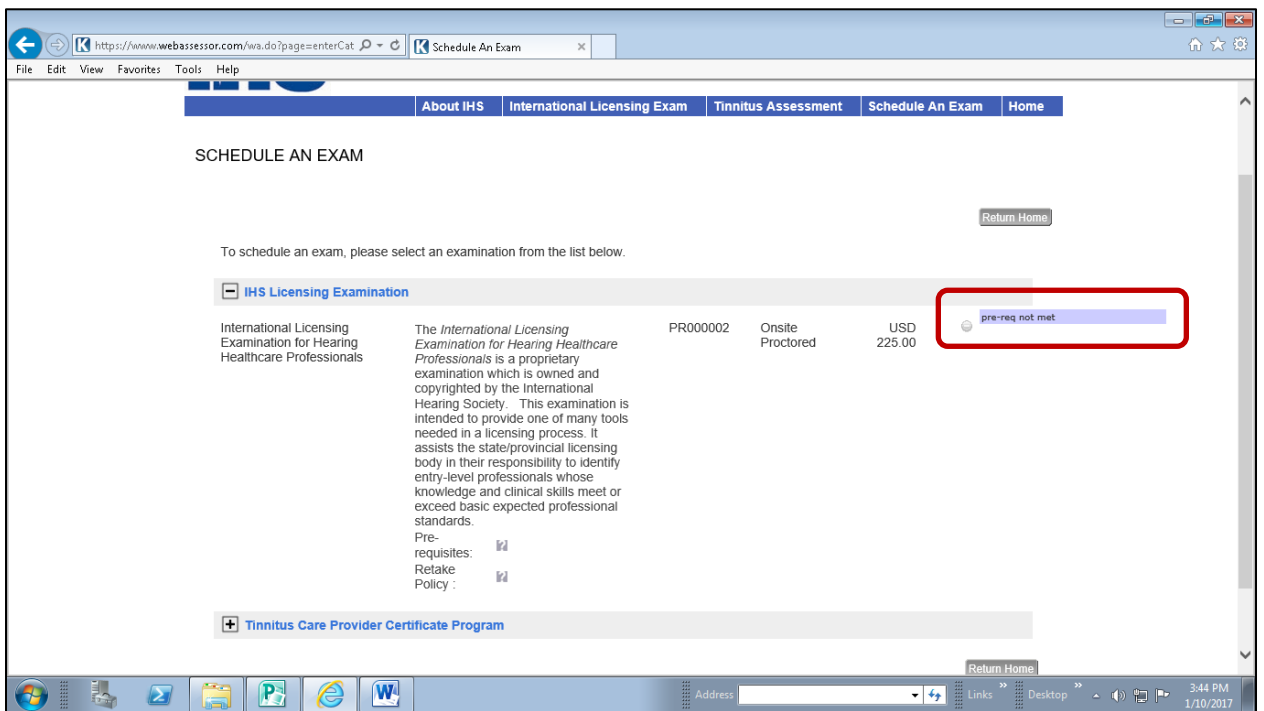
When you're trying to schedule an exam appointment and you get an error message that says, “pre-req not met” this means your account has not been verified yet by IHS.

What does this mean?

a.) You have not waited at least 3 business days from the time you created this account.

-OR-

b.) If 3 business days have passed, there may be another issue. Please send an email to [exam@ihinfo.org](mailto:exam@ihinfo.org), including your full name and Webassessor login.



- **ISSUE: What time is my exam appointment?**

The time of the exam appointment is listed in Military Time/ 24 Hour Time. To see the exam time, date, location, and Authorization Code,

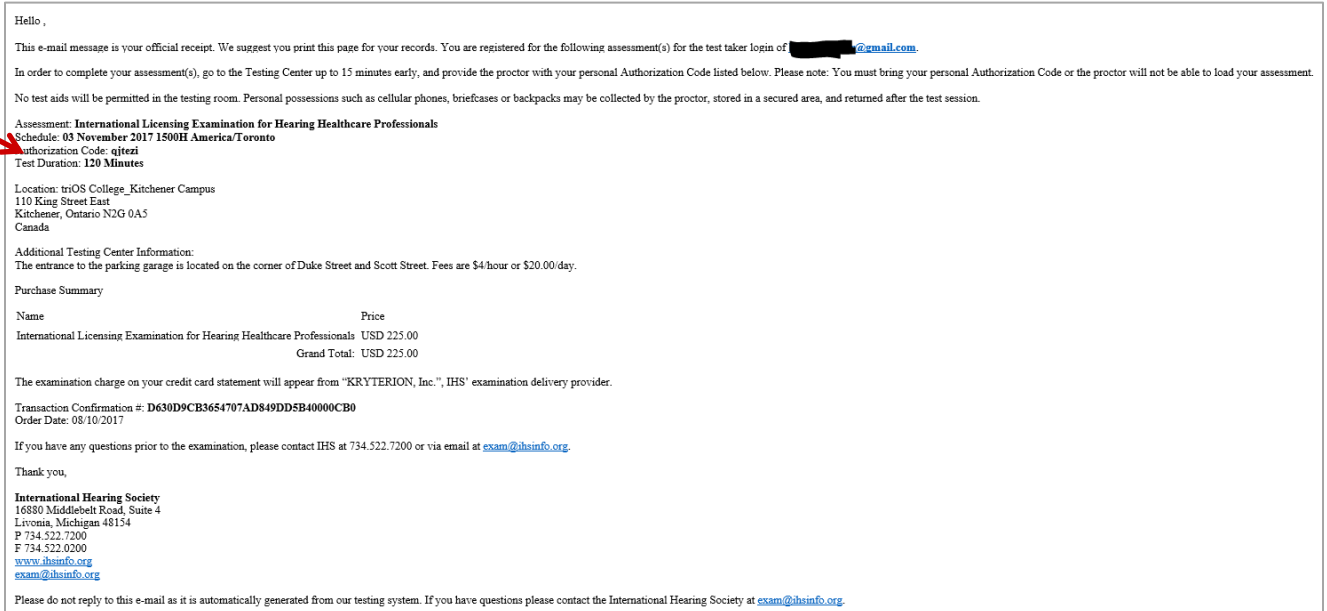
1. Log in to Webassessor at [www.webassessor.com/ih](http://www.webassessor.com/ih) and click “My Assessments.”
2. The Registration Details will appear.

You will also find the exam appointment time on the Transaction/Receipt message you received via email.

- **ISSUE: I don't have an Authorization Code!**

To see the Authorization Code, log in to Webassessor at [www.webassessor.com/ihs](http://www.webassessor.com/ihs) and click "My Assessments." The Registration Details will appear.

You will also find the Authorization Code on the Transaction/Receipt message you received via email when you scheduled the exam appointment.



- **ISSUE: My account is "inactive" or unresponsive to my requests.**

Your account may be "inactivated" for a reason. Call IHS at 734.522.7200 and ask for Webassessor help.

- **ISSUE: The computer froze at the testing center.**

Computer glitches do happen. Web-based systems get overloaded. Technical difficulties occur. In the event of a technical issue during the exam, please immediately contact the proctor. The proctor will follow standard procedures for re-setting your examination. Time will not be deducted from the time allowed. However, if you experienced a very *unusual* circumstance or issue during testing, please document the occurrence in writing to [exam@ihsinfo.org](mailto:exam@ihsinfo.org).

For Technical Assistance with Webassessor™ or the Testing Centers Network, submit a ticket or live chat with Kryterion at:

[kryterion.force.com/support/s/contactsupport](http://kryterion.force.com/support/s/contactsupport)

# Frequently Asked Questions (FAQs)

- **How many questions are on the test?**  
The examination is comprised of one hundred and five (105) multiple-choice items.
- **How much time is given for the Examination?**  
One hundred and twenty (120) minutes are allowed to complete the examination from the time it starts.
- **When do I get my results?**  
The answer to this question is. It varies. Each licensing agency is different in how they communicate exam results to you. IHS processes the exam scores weekly. The score report is sent to the licensing agency, except in Colorado and Utah.
- **How will the exam be scored?**  
The examination utilizes dichotomous scoring, meaning the answer selections are either right or wrong. The test-taker will earn one (1) point for getting the question correct. The test-taker will earn zero (0) points for getting the question wrong (incorrect). In our research we found this scoring method to not only be the standard for healthcare exams but for competency exams as a whole.
- **Who decides if a candidate passed the examination?**  
It is up to the state/provincial licensing board to determine if the test-taker passed or failed the examination. The International Hearing Society is not permitted to share performance information directly with candidates, except for Colorado and Utah candidates.

*Please note: The states of Colorado and Utah have adopted the IHS recommended passing score. Colorado and Utah candidates will receive a score report directly from the International Hearing Society.*

- **What is the passing score?**  
Candidates will receive a score based upon their performance on the overall examination. According to IHS, if the candidate score is at or above the passing score, the candidate passes the test. If the candidate score is below the cut score, the candidate fails the test, according to IHS.

IHS recommends that licensing bodies only report pass/fail decisions based on overall exam performance. The IHS recommended passing score is on a raw score (i.e., number correct) scale. As IHS creates new operational forms as part of ongoing test maintenance, the new forms may not be of the exact same difficulty as the previous test forms. If the difficulty of the form changes, keeping the exact same passing score would not be appropriate. Therefore, **the actual passing score may change**, but the meaning of the passing score (i.e., the level of knowledge and skills required for a passing score) would remain the same.

In order to prevent confusion regarding passing scores when candidates take the test multiple times (using different forms), IHS recommends that licensing boards only

report pass/fail decisions to candidates (as opposed to raw scores or percent correct scores).

IHS provides the licensing board with a recommended passing score, but ultimately, the licensing board is responsible for making the pass/fail decision of the candidate and for communicating the candidate's examination result, except for Colorado and Utah candidates.

*Please note: The states of Colorado and Utah have adopted the IHS recommended passing score. Colorado and Utah candidates will receive a score report directly from the International Hearing Society.*

- **What is a cut score?**

The minimum score required to pass the examination. Cut score can be expressed as a raw score, a percent score, or a scaled score. IHS used a modified Angoff standard setting study to determine an appropriate cut score for this operational form. Cut scores for subsequent operational forms will be determined via a statistical equating process. Once again, it is important to note that IHS recommends a minimum score required to pass, but ultimately, the licensing boards decide.

As IHS creates new operational forms as part of ongoing test maintenance, the new forms may not be of the exact same difficulty as the previous test forms. If the difficulty of the form changes, keeping the exact same passing score would not be appropriate. Therefore, **the actual passing score may change**, but the meaning of the passing score (i.e., the level of knowledge and skills required for a passing score) would remain the same.

- **How was the passing score determined?**

The IHS recommended passing score was obtained through a systematic standard setting study. Standard setting is the process of defining the performance expectations of the minimally qualified candidate and translating that performance expectation into a passing score. IHS chose to use the yes/no variation of the Angoff standard setting method for this study. This methodology is widely accepted and has been well documented and researched within the testing industry; it is commonly used for determining passing scores for licensure programs.

The standard setting study was conducted with the input of an independent panel consisting of experienced, licensed Hearing Aid Specialists. The study was facilitated by an independent third-party testing organization that has extensive experience with the methodology.

*Ultimately, it is the responsibility of the licensing board to determine if a candidate has demonstrated sufficient competency to be eligible for a license.*

- **What is a candidate score?**

The score achieved by a candidate. The candidate score is used to determine if the candidate passes or fails the examination. According to IHS, if the candidate score is at or above the cut score, the candidate passes the examination. If the candidate score is below the cut score, the candidate fails the examination according to IHS standards.

- **What is a score report?**

A confidential report prepared by IHS containing information that documents the candidate's test result. IHS recommends that licensing bodies only report pass/fail decisions based on overall exam performance.

- **What topics will the examination cover?**

This assessment is based on the most recent competency model (exam blueprint). The exam blueprint identifies the competencies against which the candidate will be measured. It also indicates the weight (%) of each competency or group of competencies. The competency model is in this study guide for your review.

- **What textbooks and reference materials are recommended for this examination?**

A list of reference material is provided in this study guide. The test question pool for the exam has been developed using these references. No single reference alone can be recommended to use for your studies.

- **What should I study?**

You should be able to understand and apply all of the concepts in the competency model. This examination tests your ability to apply the theory taught in the textbooks to real-life patient scenarios. Every question on this examination is referenced to one of the books listed as "Recommended Reference Material" in the study guide.

- **Can I appeal my examination result?**

There is no appeal process through IHS for challenging individual examination questions, scoring or results.

- **Which U.S. states are currently using the IHS written licensing assessment?**

- |                   |                    |
|-------------------|--------------------|
| 1. Alabama        | 23. Montana        |
| 2. Arizona        | 24. Nebraska       |
| 3. Arkansas       | 25. Nevada         |
| 4. Colorado       | 26. New Hampshire  |
| 5. Connecticut    | 27. New Jersey     |
| 6. Delaware       | 28. New Mexico     |
| 7. Florida        | 29. North Carolina |
| 8. Georgia        | 30. North Dakota   |
| 9. Hawaii         | 31. Ohio           |
| 10. Idaho         | 32. Oklahoma       |
| 11. Illinois      | 33. Oregon         |
| 12. Indiana       | 34. Rhode Island   |
| 13. Iowa          | 35. South Carolina |
| 14. Kansas        | 36. South Dakota   |
| 15. Kentucky      | 37. Tennessee      |
| 16. Louisiana     | 38. Texas          |
| 17. Maine         | 39. Utah           |
| 18. Maryland      | 40. Virginia       |
| 19. Massachusetts | 41. Washington     |
| 20. Minnesota     | 42. West Virginia  |
| 21. Mississippi   | 43. Wisconsin      |
| 22. Missouri      | 44. Wyoming        |

- **Which Canadian provinces are currently using the IHS written licensing assessment?**
  1. Alberta
  2. British Columbia
  3. Manitoba
  4. Nova Scotia
  5. Ontario
- **For Help with Webassessor™ refer the section at the front of this guide.**
- **Use of this guide does not assure you a passing score on the examination.**
- **Use of the International Hearing Society's Distance Learning for Professionals in Hearing Health Sciences course does not assure you a passing score on this examination.**

For Technical Assistance with Webassessor™ or the Testing Centers Network, submit a ticket or live chat with Kryterion at:

[kryterion.force.com/support/s/contactsupport](https://kryterion.force.com/support/s/contactsupport)



International Hearing Society  
16880 Middlebelt Road, Suite 4  
Livonia, MI 48154  
Phone 734.522.7200  
Fax 734.522.0200  
[www.ihinfo.org](http://www.ihinfo.org)